


EVNPECC4

CÔNG TY CỔ PHẦN TƯ VẤN XÂY DỰNG ĐIỆN 4



FINANCIAL STATEMENTS FOR THE THIRD QUARTER OF YEAR 2022



Khánh Hòa, October 2022

POWER ENGINEERING CONSULTING JOINT STOCK COMPANY 4

Address: No. 11 Hoang Hoa Tham, Loc Tho Ward, Nha Trang City, Khanh Hoa Province

INTERIM FINANCIAL STATEMENTS

For the quarter ended 30 September 2022

INTERIM BALANCE SHEET

As of 30 September 2022

Unit: VND

ITEMS	Code	Note	30/09/2022	01/01/2022
A - CURRENT ASSETS	100		221.193.157.431	211.934.817.411
I. Cash and cash equivalents	110	V.1	79.749.270.948	69.763.781.808
1. Cash	111		15.749.270.948	11.763.781.808
2. Cash equivalents	112		64.000.000.000	58.000.000.000
II. Short-term investments	120		19.000.000.000	16.000.000.000
1. Trading securities	121		-	-
2. Provisions for devaluation of trading securities	122		-	-
3. Held-to-maturity investments	123	V.2	19.000.000.000	16.000.000.000
III. Short-term receivables	130		104.355.700.219	119.059.111.287
1. Short-term trade receivables	131	V.4a	102.601.089.133	121.632.937.147
2. Short-term prepayments to suppliers	132	V.5	2.583.220.977	2.530.612.477
3. Short-term inter-company receivables	133		-	-
4. Receivable according to the progress of construction contract	134		-	-
5. Receivables for short-term loans	135		-	-
6. Other short-term receivables	136	V.6	7.643.686.606	3.367.858.160
7. Allowance for short-term doubtful debts	137	V.7	(8.472.296.497)	(8.472.296.497)
8. Deficit assets for treatment	139		-	-
IV. Inventories	140		18.088.186.264	6.651.286.964
1. Inventories	141	V.8	18.088.186.264	6.651.286.964
2. Allowance for inventories	149		-	-
V. Other current assets	150		-	460.637.352
1. Short-term prepaid expenses	151	V.9	-	460.637.352
2. Deductible VAT	152		-	-
3. Taxes and other receivables from the State	153		-	-
4. Trading Government bonds	154		-	-
5. Other current assets	155		-	-

POWER ENGINEERING CONSULTING JOINT STOCK COMPANY 4

Address: No. 11 Hoang Hoa Tham, Loc Tho Ward, Nha Trang City, Khanh Hoa Province

INTERIM FINANCIAL STATEMENTS

For the quarter ended 30 September 2022

Interim balance sheet (cont.)

ITEMS	Code	Note	30/09/2022	01/01/2022
B- NON-CURRENT ASSETS	200		141.715.709.128	142.197.173.274
I. Long-term receivables	210		240.248.300	248.248.300
1. Long-term trade receivables	211	V.4b	1.689.581.121	1.689.581.121
2. Long-term prepayments to suppliers	212		-	-
3. Working capital in affiliates	213		-	-
4. Long-term inter-company receivable	214		-	-
5. Receivables for long-term loans	215		-	-
6. Other long-term receivables	216		83.430.000	91.430.000
7. Allowance for long-term doubtful debts	219	V.7	(1.532.762.821)	(1.532.762.821)
II. Fixed assets	220		28.219.470.830	29.150.550.613
1. Tangible fixed assets	221	V.10	12.293.632.868	13.393.984.437
- Historical cost	222		46.882.739.338	47.216.320.979
- Accumulated depreciation	223		(34.589.106.470)	(33.822.336.542)
2. Financial leased assets	224		-	-
- Historical cost	225		-	-
- Accumulated depreciation	226		-	-
3. Intangible fixed assets	227	V.11	15.925.837.962	15.756.566.176
- Initial cost	228		23.058.241.083	22.283.741.083
- Accumulated amortization	229		(7.132.403.121)	(6.527.174.907)
III. Investment property	230		-	-
- Historical costs	231		-	-
- Accumulated depreciation	232		-	-
IV. Long-term assets in process	240		384.694.546	-
1. Long-term work in process	241		-	-
2. Construction-in-progress	242		384.694.546	-
V. Long-term financial investments	250	V.3	110.747.397.267	110.941.640.000
1. Investments in subsidiaries	251		-	-
2. Investments in joint ventures and associates	252		103.850.000.000	103.850.000.000
3. Investments in other entities	253		7.091.640.000	7.091.640.000
4. Provisions for devaluation of long-term financial investments	254		(194.242.733)	-
5. Held-to-maturity investments	255		-	-
VI. Other non-current assets	260		2.123.898.185	1.856.734.361
1. Long-term prepaid expenses	261	V.9	2.123.898.185	1.856.734.361
2. Deferred income tax assets	262		-	-
3. Long-term components and spare parts	263		-	-
4. Other non-current assets	268		-	-
TOTAL ASSETS	270		362.908.866.559	354.131.990.685

POWER ENGINEERING CONSULTING JOINT STOCK COMPANY 4

Address: No. 11 Hoang Hoa Tham, Loc Tho Ward, Nha Trang City, Khanh Hoa Province

INTERIM FINANCIAL STATEMENTS

For the quarter ended 30 September 2022

Interim balance sheet (cont.)

ITEMS	Code	Note	30/09/2022	01/01/2022
C - LIABILITIES	300		122.372.325.949	136.435.552.714
I. Current liabilities	310		122.372.325.949	136.435.552.714
1. Short-term trade payables	311	V.12	10.711.757.871	27.070.365.331
2. Short-term advances from customers	312	V.13	40.304.813.874	31.610.749.610
3. Taxes and other obligations to the State Budget	313	V.14	871.395.546	7.745.766.017
4. Payables to employees	314	V.15	52.095.910.169	59.846.883.422
5. Short-term accrued expenses	315	V.16	9.587.187.599	1.423.797.000
6. Short-term inter-company payable	316		-	-
7. Payable according to the progress of construction contracts	317		-	-
8. Short-term unearned revenue	318		-	-
9. Other short-term payables	319	V.17	4.567.233.526	3.084.448.781
10. Short-term borrowings and financial leases	320	V.18	-	-
11. Provisions for short-term payables	321		-	-
12. Bonus and welfare funds	322	V.19	4.234.027.364	5.653.542.553
13. Price stabilization fund	323		-	-
14. Trading Government bonds	324		-	-
II. Long-term liabilities	330		-	-
1. Long-term trade payables	331		-	-
2. Long-term advances from customers	332		-	-
3. Long-term accrued expenses	333		-	-
4. Inter-company payables for working capital	334		-	-
5. Long-term inter-company payables	335		-	-
6. Long-term unearned revenue	336		-	-
7. Other long-term payables	337		-	-
8. Long-term borrowings and financial leases	338		-	-
9. Convertible bonds	339		-	-
10. Preferred shares	340		-	-
11. Deferred income tax liability	341		-	-
12. Provisions for long-term payables	342		-	-
13. Science and technology development fund	343		-	-

POWER ENGINEERING CONSULTING JOINT STOCK COMPANY 4

Address: No. 11 Hoang Hoa Tham, Loc Tho Ward, Nha Trang City, Khanh Hoa Province


INTERIM FINANCIAL STATEMENTS

For the quarter ended 30 September 2022


Interim balance sheet (cont.)

ITEMS	Code	Note	30/09/2022	01/01/2022
D - OWNER'S EQUITY	400		240.536.540.610	217.696.437.971
I. Owner's equity	410	V.20	240.536.540.610	217.696.437.971
1. Capital	411		177.268.690.000	177.268.690.000
- Ordinary shares carrying voting rights	411a		177.268.690.000	177.268.690.000
- Preferred shares	411b		-	-
2. Share premiums	412		-	-
3. Bond conversion options	413		-	-
4. Other sources of capital	414		-	-
5. Treasury stocks	415		(745.850.060)	(745.850.060)
6. Differences on asset revaluation	416		-	-
7. Foreign exchange differences	417		-	-
8. Investment and development fund	418		15.750.789.352	5.875.038.697
9. Business arrangement supporting fund	419		-	-
10. Other funds	420		-	-
11. Retained earnings	421		48.262.911.318	35.298.559.334
- Retained earnings accumulated to the end of the previous period	421a		21.546.173.874	35.298.559.334
- Retained earnings of the current period	421b		26.716.737.444	-
12. Construction investment fund	422		-	-
II. Other sources and funds	430		-	-
1. Sources of expenditure	431		-	-
2. Fund to form fixed assets	432		-	-
TOTAL LIABILITIES AND OWNER'S EQUITY	440		362.908.866.559	354.131.990.685

Khanh Hoa, 20th October 2022



Nguyen Vu Anh Tho
 Preparer



Tran Le Thanh Binh
 Chief Accountant




Vu Thanh Danh
 Acting General Director

POWER ENGINEERING CONSULTING JOINT STOCK COMPANY 4

Address: No. 11 Hoang Hoa Tham, Loc Tho Ward, Nha Trang City, Khanh Hoa Province

INTERIM FINANCIAL STATEMENTS


For the quarter ended 30 September 2022


INTERIM INCOME STATEMENT

Quarter III/2022

Unit: VND

ITEMS	Code	Note	Quarter III		Accumulated from the beginning of the year to the end of the current period	
			2022	2021	2022	2021
1. Sales	01	VI.1	25.210.109.047	61.535.185.684	175.315.661.878	185.750.399.873
2. Sales deductions	02		-	-	-	-
3. Net sales	10		25.210.109.047	61.535.185.684	175.315.661.878	185.750.399.873
4. Cost of sales	11	VI.2	14.631.807.626	46.786.109.274	119.574.742.586	134.043.793.824
5. Gross profit/ (loss)	20		10.578.301.421	14.749.076.410	55.740.919.292	51.706.606.049
6. Financial income	21	VI.3	11.152.799.782	9.899.015.559	12.159.129.301	11.079.799.227
7. Financial expenses	22	VI.4	-	45.518.731	194.242.733	54.770.791
In which: Loan interest expenses	23		-	-	-	-
8. Selling expenses	25		-	-	-	-
9. General and administration expenses	26	VI.5	8.769.244.997	8.331.816.416	36.813.708.796	33.668.494.859
10. Net operating profit/ (loss)	30		12.961.856.206	16.270.756.822	30.892.097.064	29.063.139.626
11. Other income	31	VI.6	213.067.339	-	213.067.339	7.637.000
12. Other expenses	32	VI.7	99.499.186	-	215.039.098	49.954.545
13. Other profit/(loss)	40		113.568.153	-	(1.971.759)	(42.317.545)
14. Total accounting profit/ (loss) before tax	50		13.075.424.359	16.270.756.822	30.890.125.305	29.020.822.081
15. Current income tax expenses	51	V.13	599.167.672	1.376.144.364	4.173.387.861	3.832.157.416
16. Deferred income tax expenses	52		-	-	-	-
17. Profit/ (loss) after tax	60		<u>12.476.256.687</u>	<u>14.894.612.458</u>	<u>26.716.737.444</u>	<u>25.188.664.665</u>
18. Earnings per share	70	VI.8	<u>706</u>	<u>944</u>	<u>1.513</u>	<u>1.597</u>
19. Diluted earnings per share	71		<u>-</u>	<u>-</u>	<u>-</u>	<u>-</u>


 Nguyen Vu Anh Tho
 Preparer


 Tran Le Thanh Binh
 Chief Accountant



Khanh Hoa, 20th October 2022


 Vu Thanh Danh
 Acting General Director

POWER ENGINEERING CONSULTING JOINT STOCK COMPANY 4

Address: No. 11 Hoang Hoa Tham, Loc Tho Ward, Nha Trang City, Khanh Hoa Province

INTERIM FINANCIAL STATEMENTS

For the quarter ended 30 September 2022

INTERIM CASH FLOW STATEMENT**(Indirect method)****Quarter III/2022**

Unit: VND

ITEMS	Code	Note	Accumulated from the beginning of the year to the end of the current period	
			Current year	Previous year
I. Cash flows from operating activities				
1. Profit/ (loss) before tax	01		30.890.125.305	29.020.822.081
2. Adjustments				
- Depreciation of fixed assets and investment properties	02		3.579.587.599	3.256.457.495
- Provisions and allowances	03		194.242.733	1.895.902.712
- Exchange gain/ (loss) due to revaluation of monetary items in foreign currencies	04		-	-
- Gain/ (loss) from investing activities	05		(12.160.944.473)	(11.029.844.682)
- Interest expenses	06		-	-
- Others	07		-	-
3. Operating profit/(loss) before changes of working capital	08		22.503.011.164	23.143.337.606
- Increase/(decrease) of receivables	09		26.788.345.288	(4.185.406.197)
- Increase/(decrease) of inventories	10		(11.436.899.300)	(437.356.889)
- Increase/ (decrease) of payables	11		(26.528.396.365)	(1.163.315.505)
- Increase/ (decrease) of prepaid expenses	12		193.473.528	54.456.962
- Increase/ (decrease) of trading securities	13		-	-
- Interests paid	14		-	-
- Corporate income tax paid	15		(5.839.333.025)	(4.018.661.250)
- Other cash inflows	16		11.920.000	-
- Other cash outflows	17		(5.041.344.750)	(1.998.994.750)
Net cash flows from operating activities	20		650.776.540	11.394.059.977
II. Cash flows from investing activities				
1. Purchases and construction of fixed assets and other long-term assets	21		-	-
2. Proceeds from disposals of fixed assets and other long-term assets	22		-	-
3. Cash outflow for lending, buying debt instruments of other entities	23		(13.000.000.000)	(16.000.000.000)
4. Cash recovered from lending, selling debt instruments of other entities	24		10.000.000.000	-
5. Investments into other entities	25		194.242.733	-
6. Withdrawals of investments in other entities	26		-	-
7. Interest earned, dividends and profits received	27		12.140.469.867	1.776.742.105
Net cash flows from investing activities	30		9.334.712.600	(14.223.257.895)

POWER ENGINEERING CONSULTING JOINT STOCK COMPANY 4


Address: No. 11 Hoang Hoa Tham, Loc Tho Ward, Nha Trang City, Khanh Hoa Province


INTERIM FINANCIAL STATEMENTS

For the quarter ended 30 September 2022

Interim cash flow statement (cont.)

ITEMS	Code	Note	Accumulated from the beginning of the year to the end of the current period	
			Current year	Previous year
III. Cash flows from financing activities				
1. Proceeds from issuing stocks and capital contributions from owners	31		-	-
2. Repayment for capital contributions and re-purchases of stocks already issued	32		-	-
3. Proceeds from borrowings	33		-	-
4. Repayment for loan principal	34		-	-
5. Payments for financial leased assets	35		-	-
6. Dividends and profit paid to the owners	36		-	-
<i>Net cash flows from financing activities</i>	40		-	-
Net cash flows during the period	50		9.985.489.140	(2.829.197.918)
Beginning cash and cash equivalents	60	V.1	69.763.781.808	64.571.581.055
Effects of fluctuations in foreign exchange rates	61		-	-
Ending cash and cash equivalents	70	V.1	79.749.270.948	61.742.383.137


 Nguyen Vu Anh Tho
 Preparer


 Tran Le Thanh Binh
 Chief Accountant

Khánh Hòa, 20th October 2022


 Vu Thanh Danh
 Acting General Director

POWER ENGINEERING CONSULTING JOINT STOCK COMPANY 4

Address: 11 Hoang Hoa Tham - Loc Tho Ward - Nha Trang City - Khanh Hoa Province - Vietnam

INTERIM FINANCIAL STATEMENTS

For the quarter ended 30 September 2022

Notes to the Interim Financial Statements (cont.)

NOTES TO THE INTERIM FINANCIAL STATEMENTS

For the quarter ended 30 September 2022

I. GENERAL INFORMATION

1. Ownership form

Power Engineering Consulting Joint Stock Company 4 (hereinafter referred to as “the Company”) is a joint stock company.

2. Operating field

Consulting service.

3. Principal activities

The Company’s principal activities is to consult, survey and design power.

4. Normal operating cycle

Normal operating cycle of the Company is within 12 months.

5. Effects of the Company’s operations during the period on the Interim Financial Statements

6. Structure of the Company

Associates

The Company has only invested into Buon Don Hydropower Joint Stock Company located at floor 7, Biet Dien Hotel, No. 1 Ngo Quyen, Thang Loi Ward, Buon Ma Thuot City, Dak Lak Province. Its principal business activities are to manufacture and trade electricity. As of the balance sheet date, capital contribution rate of the Company at this associate is 31%, rate of voting right and rate of possessing right at this associate are equivalent to capital contribution rate.

Affiliates that have not been granted Business Certificates and can do accounting works dependently

Name of company	Address
Branch in the Northern	Lot 3 - TT4 Lane 183 - Hoang Van Thai Town - Khuong Trung Ward - Thanh Xuan District - Ha Noi City
Branch in the Southern	46/9 Tran Quy Khoach - Tan Dinh Ward - District 1 - Ho Chi Minh City

7. Statement on information comparability on the Interim Financial Statements

8. Employees

As of 30/09/2022, there have been 451 employees working for the Company (at the beginning of the year: 451 employees).

POWER ENGINEERING CONSULTING JOINT STOCK COMPANY 4

Address: 11 Hoang Hoa Tham - Loc Tho Ward - Nha Trang City - Khanh Hoa Province - Vietnam

INTERIM FINANCIAL STATEMENTS

For the quarter ended 30 September 2022

Notes to the Interim Financial Statements (cont.)

II. FISCAL YEAR AND ACCOUNTING CURRENCY

1. Fiscal year

The fiscal year of the Company is from 1 January to 31 December annually.

2. Accounting currency unit

The accounting currency unit is VND because payments and receipts of the Company are primarily made in VND.

III. ACCOUNTING STANDARDS AND SYSTEM

1. Accounting Standards and System

The Company applies the Vietnamese Accounting Standards and System which were issued together with the Circular No. 200/2014/TT-BTC dated 22 December 2014 as well as other Circulars guiding the implementation of Vietnamese Accounting Standards of the Ministry of Finance in the preparation and presentation of Interim Financial Statements.

2. Statement on the compliance with the Accounting Standards and System

The Board of Directors ensures to follow all the requirements of the Vietnamese Accounting Standards and System, which were issued together with the Circular No. 200/2014/TT-BTC dated 22 December 2014 as well as other Circulars guiding the implementation of Vietnamese Accounting Standards of the Ministry of Finance in the preparation and presentation of Interim Financial Statements.

IV. ACCOUNTING POLICIES

1. Accounting convention

All the Financial Statements are prepared on the accrual basis (except for the information related to cash flows).

2. Foreign currency transactions

Transactions in foreign currencies are converted at the actual exchange rates ruling as of the transaction dates. The ending balances of monetary items in foreign currencies are converted at the actual exchange rates ruling as of the balance sheet date.

Foreign exchange differences arisen from foreign currency transactions during the year shall be included into financial income or financial expenses. Foreign exchange differences due to the revaluation of ending balances of the monetary items in foreign currencies after offsetting their positive differences against negative differences shall be included into financial income or financial expenses.

The exchange rate used to convert foreign currency transactions is the actual exchange rate ruling as at the time of these transactions. The actual exchange rates applied to foreign currency transactions are as follows:

- For the foreign currency trading contract (including spot contract, forward contract, future contract, option contract, currency swap): the exchange rate stipulated in the contracts of trading foreign currency between the Company and the Bank.
- For the capital contribution or receipt of capital contribution: buying rate of the commercial bank where the company opens account to receive the contributed capital from investors as at the date of capital contribution.
- For receivables: the buying rate as at the time of transaction of the commercial bank where the company nominates the customers for payments.

POWER ENGINEERING CONSULTING JOINT STOCK COMPANY 4

Address: 11 Hoang Hoa Tham - Loc Tho Ward - Nha Trang City - Khanh Hoa Province - Vietnam

INTERIM FINANCIAL STATEMENTS

For the quarter ended 30 September 2022

Notes to the Interim Financial Statements (cont.)

- For payables: the selling rate ruling as at the time of transaction of the commercial bank where the company supposes to make payments.
- For acquisition of assets or immediate payments in foreign currency (not included into payable accounts): the buying rate of the commercial bank where the company makes payments.

The exchange rate used to revalue the balance of monetary items in foreign currencies as of the balance sheet date is determined in line with the following principles:

- For foreign currency deposits: the buying rate of the bank where the Company opens its foreign currency account.

3. Cash and cash equivalents

Cash include cash on hand and demand deposits. Cash equivalents are short-term investments of which the due dates cannot exceed 3 months from the dates of the investments and the convertibility into cash is easy, and which do not have a lot of risks in the conversion into cash as of the balance sheet date.

4. Financial investments

Held-to-maturity investments

Investments are classified as held-to-maturity investments that the Company intends and is able to hold to maturity. Held-to-maturity investments include term deposits (including debentures and promissory note), bonds, preferred shares that the issuer are required to re-purchases at a certain date in the future and held-to-maturity loans for the purpose of receiving periodical interest as well as other held-to-maturity investments.

Held-to-maturity investments are initially recognized at cost including the purchase cost and other transaction costs. After initial recognition, these investments are recorded at recoverable value. Interest from these held-to-maturity investments after acquisition date is recognized in the profit or loss on the basis of the interest income to be received. Interests arising prior to the Company's acquisition of held-to-maturity investments are recorded as a decrease in the costs as at the acquisition time.

When there are reliable evidences proving that a part or the whole investment cannot be recovered and the loss are reliably determined, the loss is recognized as financial expenses during the year while the investment value is derecognized.

Investments in associates

Associates

An associate is an entity which the Company has significant influence but not the control to govern the financial and operating policies. Significant influence is the right to participate in making the associate's financial and operating policies but not control those policies.

Initial costs

Investments in associates are initially recognized at costs, including the cost of purchase or capital contributions plus other directly attributable transaction cost. In case of investment in non-monetary assets, the costs of the investment are recognized at the fair value of non-monetary assets at the arising time.

Dividends and profits of the periods prior to the purchase of investments are recorded as a decrease in value of such investments. Dividends and profit of the periods after the purchase of investments are recorded into the Company's revenues. Particularly, the dividends paid in form of shares are not recorded as an increase in values, but the increasing quantity is followed up.

POWER ENGINEERING CONSULTING JOINT STOCK COMPANY 4

Address: 11 Hoang Hoa Tham - Loc Tho Ward - Nha Trang City - Khanh Hoa Province - Vietnam

INTERIM FINANCIAL STATEMENTS

For the quarter ended 30 September 2022

Notes to the Interim Financial Statements (cont.)

Provisions for impairment of investments associates

Provisions for impairment of investments associates is made when the associates suffer from losses at the rate equal to the difference between the actual capital invested by investors in associates and the actual owner's equity multiplying (x) by the Company's rate of capital contribution over the total actual capital invested by investors in associates. If the associates are consolidated into Consolidated Financial Statements, the basis for impairment provisions is the Consolidated Financial Statements.

Increases/ (decreases) in the provisions for impairment of investments in associates are recorded into "Financial expenses" as of the balance sheet date.

Investments in equity instruments of other entities

Investments in equity instruments of other entities include such investments in equity instruments that do not enable the Company to have the control, joint control or significant influence on these entities.

Investments in equity instruments of other entities are initially recognized at costs, including cost of purchase plus other directly attributable transaction costs. Values of these investments are derecognized for dividends and profits arising in the periods prior to the acquisition of such investments. Dividends and profit arising in the periods after the acquisition of investments are recorded into the Company's revenue. Particularly, the dividends paid in form of shares are not recorded as an increase in values, but the increasing quantity of shares is followed up.

Provisions for impairment of investments in equity instruments of other entities are made as follows:

- For investments in listed shares or fair value of investments which is reliably measured, provisions are made on the basis of the market value of shares.
- For investments of which the fair value cannot be measured at the time of reporting, provisions are made on the basis of the losses suffered by investees, at the rate equal to the difference between the actual capital invested by investors and the actual owner's equity multiplying (x) by the Company's rate of capital contribution over the total actual capital invested by investors in these investees.

Increases/ (decreases) in the provisions for impairment of investments in equity instruments of other entities are recorded into "Financial expenses" as of the balance sheet date.

5. Receivables

Receivables are recognized at the carrying amounts less allowances for doubtful debts.

The classification of receivables as trade receivables and other receivables is made according the following principles:

- Trade receivables reflect receivables concerning the commercial nature arising from purchase and sale transactions between the Company and customers who are independent to the Company, inclusive of receivables for the exports entrusted to other entities.
- Other receivables reflect receivables not concerning the commercial nature and irrelevant to purchase and sale transactions.

Allowance is made for each doubtful debt on the basis of the estimated loss.

Increases/(decreases) in the obligatory allowance for doubtful debts as of the balance sheet date are recorded into "General and administration expenses".

POWER ENGINEERING CONSULTING JOINT STOCK COMPANY 4

Address: 11 Hoang Hoa Tham - Loc Tho Ward - Nha Trang City - Khanh Hoa Province - Vietnam

INTERIM FINANCIAL STATEMENTS

For the quarter ended 30 September 2022

Notes to the Interim Financial Statements (cont.)

6. Inventories

Inventories are recognized at the lower of cost or net realizable value.

Cost of inventories is determined as follows:

- For materials and merchandises: Costs comprises costs of purchases and other directly relevant costs incurred in bringing the inventories to their present location and conditions.
- Work-in-process: Costs only comprises main materials, labors and other directly relevant costs.

Stock-out costs are determined in accordance with the weighted average method and recorded in line with the perpetual method.

Net realizable value is the estimated selling price of inventories in the ordinary course of business less the estimated costs of completion and the estimated costs necessary to make the sale.

Allowance for inventories is recognized for each type of inventories when their costs are higher than their net realizable values. For services in progress, allowance is recognized for each type of services at their own specific prices. Increases/(decreases) in the obligatory allowance for inventories as of the balance sheet date are recorded into "Costs of sales".

7. Prepaid expenses

Prepaid expenses comprise actual expenses arising and relevant to financial performance in several accounting periods. Prepaid expenses of the Company include tools and other expenses. These prepaid expenses are allocated over the prepayment period or period of corresponding economic benefits generated from these expenses.

Tools

Expenses of tools being put into use are allocated into expenses in accordance with the straight-line method for the maximum period of 2 years.

Other expenses

Expenses of fixed asset repairs and other expenses arising are allocated into expenses during the period in accordance with the straight-line method for the maximum period of 2 years.

8. Tangible fixed assets

Tangible fixed assets are determined by their historical costs less accumulated depreciation. Historical costs of tangible fixed assets include all the expenses paid by the Company to bring the asset to its working condition for its intended use. Other expenses arising subsequent to initial recognition are included into historical costs of fixed assets only if it can be clearly demonstrated that the expenditure has resulted in future economic benefits expected to be obtained from the use of these assets. Those which do not meet the above conditions will be recorded into operation costs during the period.

When a tangible fixed asset is sold or disposed, its historical cost and accumulated depreciation are written off, then any gain or loss arising from such disposal is included in the income or the expenses during the period.

Tangible fixed assets are depreciated in accordance with the straight-line method over their estimated useful lives. The depreciation years applied are as follows:

<u>Fixed assets</u>	<u>Years</u>
Buildings and structures	05 - 25
Machinery and equipment	03 - 08
Vehicles	06
Office equipment	03 - 05

POWER ENGINEERING CONSULTING JOINT STOCK COMPANY 4

Address: 11 Hoang Hoa Tham - Loc Tho Ward - Nha Trang City - Khanh Hoa Province - Vietnam

INTERIM FINANCIAL STATEMENTS

For the quarter ended 30 September 2022

Notes to the Interim Financial Statements (cont.)

9. Intangible fixed assets

Intangible fixed assets are determined by their initial costs less accumulated amortization.

Initial costs of intangible fixed assets include all the costs paid by the Company to bring the asset to its working condition for its intended use. Other costs relevant to intangible fixed assets arising subsequent to initial recognition are included into operation costs during the period only if these costs are associated with a specific intangible fixed asset and result in future economic benefits expected to be obtained from the use of these assets.

When an intangible fixed asset is sold or disposed, its initial costs and accumulated amortization are written off, then any gain or loss arising from such disposal is included in the income or the expenses during the period.

The Company's intangible fixed assets include:

Land use right

Land use right includes all the actual expenses paid by the Company directly related to the land being used such as expenses to obtain the land use right, expenses for house removal, land clearance and ground leveling, registration fees, etc. Long-term land use right granted by the State is determined in line with documents of enterprise valuation so as to equitization as of 31 December 2005.

Fixed-term land use right is amortized over the land using period. Long-term land use right is not amortized.

Computer software

Expenses related to computer software, which is not a part associated with the relevant hardware, will be capitalized. Initial costs of computer software include all the expenses paid by the Company until the date the software is put into use. Computer software is amortized in accordance with the straight-line method for the period from 3 to 5 years.

10. Payables and accrued expenses

Payables and accrued expenses are recorded based on the amounts payable for goods and services already used. Accrued expenses are recorded based on reasonable estimates for the amounts payable.

The classification of payables as trade payables, accrued expenses and other payables is made on the basis of following principles:

- Trade payables reflect payables of commercial nature arising from the purchase of goods, services, or assets and the seller is an independent entity with the Company, including payables for import through entrustment.
- Accrued expenses reflect expenses for goods, services received from suppliers or supplied to customers but have not been paid, invoiced or lack of accounting records and supporting documents; pay on leave payable to employees; and accrual of operation expenses.
- Other payables reflect payables of non-commercial nature and irrelevant to purchase, sales of goods or provisions of services.

The payables and accrued expenses are classified as short-term and long-term items in the Interim Balance Sheet on the basis of their remaining period as of the balance sheet date.

11. Owner's equity

Share capital

Capital is recorded according to the actual amounts invested by shareholders.

POWER ENGINEERING CONSULTING JOINT STOCK COMPANY 4

Address: 11 Hoang Hoa Tham - Loc Tho Ward - Nha Trang City - Khanh Hoa Province - Vietnam

INTERIM FINANCIAL STATEMENTS

For the quarter ended 30 September 2022

Notes to the Interim Financial Statements (cont.)

Treasury shares

When a share capital in the owner's equity is re-purchased, the amount payable including the expenses related to the transaction is recorded as treasury shares and a corresponding decrease in owner's equity then is recognized. When this share capital is re-issued, the difference between the re-issuance price and carrying value of treasury shares is recorded in share premiums.

12. Profit distribution

Profit after tax is distributed to the shareholders after appropriation for funds under the Charter of the Company as well as legal regulations and approved by the Shareholders Meeting.

The distribution of profits to the shareholders is made with consideration toward non-cash items in the retained earnings that may affect cash flows and payment of dividends such as profit due to revaluation of assets contributed as investment capital, profit due to revaluation of monetary items, financial instruments and other non-cash items.

Dividends are recorded as payables upon approval of the Shareholders' Meeting and Decision of the Board of Management regarding dividends payment.

13. Recognition of sales and income

Sales of rendering services

Sales of rendering services shall be recognized when all of the following conditions are satisfied:

- The amount of sales can be measured reliably. When the contract stipulates that the buyer is entitled to return the services rendered under specific conditions, sales is recognized only when these specific conditions are no longer existed and the buyer is not entitled to return the services rendered.
- The Company received or shall probably receive the economic benefits associated with the rendering of services.
- The stage of completion of the transaction at the end of reporting period can be measured reliably.
- The costs incurred for the transaction and the costs to complete the transaction can be measured reliably.

In the case that the services are provided in several accounting periods, the determination of sales is done on the basis of the stage of completion as of the balance sheet date.

Interest

Interest is recorded, based on the term and the actual interest rate applied in each particular period.

Dividends and profit shared

Dividends and profit shared are recognized when the Company has the right to receive dividends or profit from the capital contribution. Particularly, the dividends paid in form of shares are not recorded into income, but the increasing quantity is followed up.

14. Construction contracts

Construction contract is a agreement contract to construct a assets or a group of assets tightly relating or depending in respect of design, technology, function or those use purpose.

When the results from the contract implementations are reliably estimated:

- For the contracts stipulating that the contractors are paid according to the planned progress, income and expenses related to these contracts are recognized correspondingly to the works already completed as determined by the company itself.

POWER ENGINEERING CONSULTING JOINT STOCK COMPANY 4

Address: 11 Hoang Hoa Tham - Loc Tho Ward - Nha Trang City - Khanh Hoa Province - Vietnam

INTERIM FINANCIAL STATEMENTS

For the quarter ended 30 September 2022

Notes to the Interim Financial Statements (cont.)

- For the contracts stipulating that the contractors are paid according to the works actually done, income and expenses related to these contracts are recognized correspondingly to the works already completed as confirmed during the period in the invoices made by the customers.

Increases/(decreases) in revenue of the works done, compensation receivable and other receivables are only recognized upon the agreement with customers.

When the outcome of the construction contracts cannot be estimated reliably:

- Contract revenue is recognized only to the extent that contract costs incurred are expected to be reliably recoverable.
- Contract costs are only recognized as actually incurred.

The difference between the accumulated revenue from the construction contract already recognized and the accumulated amount in the invoices according to the planned progress of contract is recognized as an amount receivable or an amount payable according to the planned progress of implementation of the construction contracts.

15. Expenses

Expenses are those that result in outflows of the Corporation's economic benefits and are recorded at the time of transactions or when incurrence of the transaction is reliable regardless of whether payment for expenses is made or not.

Expenses and their corresponding revenues are simultaneously recognized in accordance with matching principle. In the event that matching principle conflicts with prudence principle, expenses are recognized based on the nature and regulations of accounting standards in order to guarantee that transactions can be fairly and truly reflected.

16. Corporate income tax

Corporate income tax expenses includes current income tax and deferred income tax.

Current income tax

Current income tax is the tax amount computed based on the taxable income. Taxable income is different from accounting profit due to the adjustments of temporary differences between tax and accounting figures, non-deductible expenses as well as those of non-taxable income and losses brought forward.

Deferred income tax

Deferred income tax is the amount of corporate income tax payable or refundable due to temporary differences between book values of assets and liabilities serving the preparation of the financial statements and the values for tax purposes. Deferred income tax liabilities are recognized for all the temporary taxable differences. Deferred income tax assets are recorded only when there is an assurance on the availability of taxable income in the future against which the temporarily deductible differences can be used.

Carrying values of deferred corporate income tax assets are considered as of the balance sheet date and will be reduced to the rate that ensures enough taxable income against which the benefits from part of or all of the deferred income tax can be used. Deferred corporate income tax assets, which have not been recorded before, are considered as of the balance sheet date and are recorded when there is certainly enough taxable income to use these unrecognized deferred corporate income tax assets.

POWER ENGINEERING CONSULTING JOINT STOCK COMPANY 4

Address: 11 Hoang Hoa Tham - Loc Tho Ward - Nha Trang City - Khanh Hoa Province - Vietnam

INTERIM FINANCIAL STATEMENTS

For the quarter ended 30 September 2022

Notes to the Interim Financial Statements (cont.)

Deferred income tax assets and deferred income tax liabilities are determined at the estimated rate to be applied in the year when the assets are recovered or the liabilities are settled based on the effective tax rates as of the balance sheet date. Deferred income tax is recognized in the income statement. In the case that deferred income tax is related to the items of the owner's equity, corporate income tax will be included in the owner's equity.

The Company shall offset deferred tax assets and deferred tax liabilities if, and only if:

- The Company has the legal right to offset current income tax assets against current income tax liabilities; and
- Deferred income tax assets and deferred income tax liabilities are relevant to corporate income tax which is under the management of one tax authority either:
 - Of the same subject to corporate income tax; or
 - The Company has intention to pay current income tax liabilities and current income tax assets on a net basis or recover tax assets and settle tax liability simultaneously in each future period to the extent that the majority of deferred income tax liabilities or deferred income tax assets are paid or recovered.

17. Related parties

A party is considered a related party of the company in case that party is able to control the Company or to cause material effects on the financial decisions as well as the operations of the Company. A party is also considered a related party of the Company in case that party is under the same control or is subject to the same material effects.

Considering the relationship of related parties, the nature of relationship is focused more than its legal form.

V. ADDITIONAL INFORMATION ON THE ITEMS OF THE INTERIM BALANCE SHEET

1. Cash and cash equivalents

	<u>Ending balance</u>	<u>Beginning balance</u>
Cash on hand	600.707.444	416.665.000
Demand deposits in bank	15.148.563.504	11.347.116.808
Cash equivalents (time deposits of which the principal maturity is under 3 months)	<u>64.000.000.000</u>	<u>58.000.000.000</u>
Total	<u>79.749.270.948</u>	<u>69.763.781.808</u>

2. Held-to-maturity investments

These are bank deposits from 6 months to 12 months.

3. Financial investments

The Company's financial investments only have capital contribution into other entities, details are as follows:

	<u>Ending balance</u>			<u>Beginning balance</u>		
	<u>Original costs</u>	<u>Allowance</u>	<u>Fair value</u>	<u>Original costs</u>	<u>Allowance</u>	<u>Fair value</u>
<i>Investment into associates</i>						
Buon Don Hydropower Joint Stock Company ⁽ⁱ⁾	103.850.000.000	-	337.783.871.880	103.850.000.000	-	323.385.565.716

POWER ENGINEERING CONSULTING JOINT STOCK COMPANY 4

Address: 11 Hoang Hoa Tham - Loc Tho Ward - Nha Trang City - Khanh Hoa Province - Vietnam

INTERIM FINANCIAL STATEMENTS

For the quarter ended 30 September 2022

Notes to the Interim Financial Statements (cont.)

	Ending balance			Beginning balance		
	Original costs	Allowance	Fair value	Original costs	Allowance	Fair value
<i>Capital contribution into other entities</i>						
- Son Giang Power Joint Stock Company ⁽ⁱⁱ⁾	5.000.000.000	-	5.000.000.000	5.000.000.000	-	5.000.000.000
- EVN International Joint Stock Company	1.050.000.000	-	2.592.975.000	1.050.000.000	-	2.092.230.000
- Khanh Hoa - Ha Noi Development Investment Joint Stock Company	1.041.640.000 (194.242.733)		847.397.267	1.041.640.000	-	1.041.640.000
Total	110.941.640.000 (194.242.733)		346.224.244.147	110.941.640.000		331.519.435.716

- (i) Pursuant to the 9th amended Business Registration Certificate No. 6000884487 dated 18 October 2021 granted by Department of Planning and Investment of Daklak Province, the Company has invested into Buon Don Hydropower Joint Stock Company at proportion of 31% of charter capital (19.536.372 shares).

The fair value of investment into Buon Don Hydropower Joint Stock Company (stock code: BSA) and EVN International Joint Stock Company (stock code: EIC) is determined based on the average reference price in September 2022.

4. Short-term/ long-term trade receivables

4a. Short-term trade receivables

	Ending balance	Beginning balance
Customers are belonged to EVN and NPT	49.286.848.934	63.027.176.299
Customers are not belonged to EVN and NPT	53.314.240.199	58.605.760.848
Total	102.601.089.133	121.632.937.147

4b. Long-term trade receivables

	Ending balance	Beginning balance
Nho Que Power Development and Investment JSC	1.532.762.821	1.532.762.821
Hydropower Project Management Board 2	156.818.300	156.818.300
Total	1.689.581.121	1.689.581.121

5. Short-term prepayments to suppliers

	Ending balance	Beginning balance
Customers are belonged to EVN and NPT	-	-
Customers are not belonged to EVN and NPT	2.583.220.977	2.530.612.477
Total	2.583.220.977	2.530.612.477

6. Other short-term receivables

	Ending balance		Beginning balance	
	Amount	Allowance	Amount	Allowance
Employees receivables	345.000.000	-	26.000.000	-
Advances	6.567.695.273	-	2.638.731.260	-
Other short-term receivables	730.991.333	-	703.126.900	-
Total	7.643.686.606	-	3.367.858.160	-

POWER ENGINEERING CONSULTING JOINT STOCK COMPANY 4

Address: 11 Hoang Hoa Tham - Loc Tho Ward - Nha Trang City - Khanh Hoa Province - Vietnam

INTERIM FINANCIAL STATEMENTS

For the quarter ended 30 September 2022

Notes to the Interim Financial Statements (cont.)

7. Doubtful debts

	Ending balance		Beginning balance	
	Outstanding period	Recoverable Original costs	Outstanding period	Recoverable Original costs
- La Ngau Hydroelectric JSC		2.481.247.709	-	2.481.247.709
- Nho Que Electrical Development and Investment Corporation		1.532.762.821	-	1.532.762.821
- General Energy Authority - Ministry of Industry and Trade		1.197.720.894	-	1.197.720.894
- Cong Thanh Thermal Power JSC		698.181.818	-	698.181.818
- Xekaman 3 Power Company Limited		1.854.482.023	-	1.854.482.023
- Hoi Xuan Investment And Electricity Construction JSC		1.250.878.691	-	1.250.878.691
- Dong Me Kong Construction Manufacture Trading Service Company Limited		989.785.362	-	989.785.362
Total		10.005.059.318	-	10.005.059.318

Fluctuation in provision for bad debts is as follows:

	Accumulated from the beginning of the year to the end of the current period	
	Current year	Previous year
Beginning balance	10.005.059.318	4.014.010.530
Amount additionally made	-	1.895.902.712
Treating debts	-	-
Ending balance	10.005.059.318	5.909.913.242

8. Inventories

	Ending balance		Beginning balance	
	Original costs	Allowance	Original costs	Allowance
Materials and supplies	673.548.844	-	400.491.555	-
Tools	330.059.619	-	203.228.273	-
Work in progress	17.084.577.801	-	6.047.567.136	-
Total	18.088.186.264	-	6.651.286.964	-

POWER ENGINEERING CONSULTING JOINT STOCK COMPANY 4

Address: 11 Hoang Hoa Tham - Loc Tho Ward - Nha Trang City - Khanh Hoa Province - Vietnam

INTERIM FINANCIAL STATEMENTS

For the quarter ended 30 September 2022

Notes to the Interim Financial Statements (cont.)

9. Prepaid expenses**9.1 Short-term prepaid expenses**

	<u>Ending balance</u>	<u>Beginning balance</u>
Tools	-	-
Other short-term prepaid expenses	-	460.637.352
Total	-	460.637.352

9.2 Long-term prepaid expenses

	<u>Ending balance</u>	<u>Beginning balance</u>
Tools	1.686.736.853	1.741.143.071
Other long-term prepaid expenses	437.161.332	115.591.290
Total	2.123.898.185	1.856.734.361

10. Tangible fixed assets

	<u>Buildings and structures</u>	<u>Machinery and equipment</u>	<u>Vehicles</u>	<u>Office equipment</u>	<u>Total</u>
Historical costs					
Beginning balance	11.167.591.541	13.893.120.887	19.494.395.206	2.661.213.345	47.216.320.979
Purchases during the period	-	452.000.000	730.000.000	692.007.816	1.874.007.816
Liquidation	-	-	2.207.589.457	-	2.207.589.457
Ending balance	11.167.591.541	14.345.120.887	18.016.805.749	3.353.221.161	46.882.739.338
<i>In which:</i>					
Assets fully depreciated but still being in use	394.989.091	11.555.906.404	7.663.809.022	1.304.562.711	20.919.267.228
Depreciation					
Beginning balance	6.833.676.950	12.234.403.264	13.007.191.630	1.747.064.698	33.822.336.542
Depreciation during the period	433.022.202	552.028.468	1.596.140.776	393.167.939	2.974.359.385
Liquidation	-	-	2.207.589.457	-	2.207.589.457
Ending balance	7.266.699.152	12.786.431.732	12.395.742.949	2.140.232.637	34.589.106.470
Net book value					
Beginning balance	4.333.914.591	1.658.717.623	6.487.203.576	914.148.647	13.393.984.437
Ending balance	3.900.892.389	1.558.689.155	5.621.062.800	1.212.988.524	12.293.632.868
<i>In which:</i>					
Assets temporarily not in use	-	-	-	-	-
Assets waiting for liquidation	-	-	-	-	-

POWER ENGINEERING CONSULTING JOINT STOCK COMPANY 4

Address: 11 Hoang Hoa Tham - Loc Tho Ward - Nha Trang City - Khanh Hoa Province - Vietnam

INTERIM FINANCIAL STATEMENTS

For the quarter ended 30 September 2022

Notes to the Interim Financial Statements (cont.)**11. Intangible fixed assets**

	<u>Land use right</u>	<u>Computer software</u>	<u>Total</u>
Initial cost			
Beginning balance	16.557.463.000	5.726.278.083	22.283.741.083
Increase during the period	-	774.500.000	774.500.000
Ending balance	<u>16.557.463.000</u>	<u>6.500.778.083</u>	<u>23.058.241.083</u>
<i>In which:</i>			
Assets fully depreciated but still being in use	341.156.100	3.306.981.411	3.648.137.511
Amortization			
Beginning balance	2.785.535.741	3.741.639.166	6.527.174.907
Amortization during the period	136.835.244	468.392.970	605.228.214
Ending balance	<u>2.922.370.985</u>	<u>4.210.032.136</u>	<u>7.132.403.121</u>
Net book value			
Beginning balance	13.771.927.259	1.984.638.917	15.756.566.176
Ending balance	<u>13.635.092.015</u>	<u>2.290.745.947</u>	<u>15.925.837.962</u>
<i>In which:</i>			
Temporarily not yet used	-	-	-
To be liquidated	-	-	-

12. Short-term trade payables

	<u>Ending balance</u>	<u>Beginning balance</u>
Customers are belonged to EVN and NPT	1.635.291.328	3.747.789.180
Customers are not belonged to EVN and NPT	9.076.466.543	23.322.576.151
Total	<u>10.711.757.871</u>	<u>27.070.365.331</u>

13. Short-term advances from customers

	<u>Ending balance</u>	<u>Beginning balance</u>
Customers are belonged to EVN and NPT	11.996.581.130	11.488.741.496
Customers are not belonged to EVN and NPT	28.308.232.744	20.122.008.114
Total	<u>40.304.813.874</u>	<u>31.610.749.610</u>

14. Taxes and other obligations to the State budget

	<u>Beginning balance</u>	<u>Amount payable</u>	<u>Amount already paid</u>	<u>Ending balance</u>
VAT on local sales	4.875.014.181	11.976.942.115	(16.800.724.422)	51.231.874
Corporate income tax	2.265.112.836	4.173.387.861	(5.839.333.025)	599.167.672
Personal income tax	605.639.000	4.566.998.744	(4.951.641.744)	220.996.000
Taxes on using non-agricultural land	-	5.212.323	(5.212.323)	-
Other taxes	-	276.450.137	(276.450.137)	-
Total	<u>7.745.766.017</u>	<u>20.998.991.180</u>	<u>(27.873.361.651)</u>	<u>871.395.546</u>

Value Added Tax (VAT)

The Company has paid VAT in line with deduction method. Tax rate applied for service of design and survey consultancy is 10%.

POWER ENGINEERING CONSULTING JOINT STOCK COMPANY 4

Address: 11 Hoang Hoa Tham - Loc Tho Ward - Nha Trang City - Khanh Hoa Province - Vietnam

INTERIM FINANCIAL STATEMENTS

For the quarter ended 30 September 2022

Notes to the Interim Financial Statements (cont.)

From February 2022, VAT rate of service of design and survey consultancy was reduced to 8% in line with Decree No. 15/2022/NĐ-CP dated 28 January 2022.

Corporate income tax

The Company has to pay corporate income tax for taxable income at tax rate of 20%.

Estimated corporate income tax payable is as follows:

	Accumulated from the beginning of the year to the end of the current period	
	Current year	Previous year
Total accounting profit before tax	30.890.125.305	29.020.822.081
Increases/(decreases) of accounting profit to determine profit subject to corporate income tax		
- Increases	60.000.000	48.000.000
- Decreases	(10.083.186.000)	(9.908.035.000)
Income subject to tax	20.866.939.305	19.160.787.081
Corporate income tax rate	20%	20%
Corporate income tax payable	4.173.387.861	3.832.157.416

Other taxes

The Company has declared and paid these taxes in line with regulations.

15. Payable to employees

	Ending balance	Beginning balance
Salary payable	52.095.910.169	59.846.883.422
Total	52.095.910.169	59.846.883.422

16. Short-term accrued expenses

	Ending balance	Beginning balance
Expenses for business trips performing projects	564.507.599	1.100.000.000
Expenses of shift meal	322.680.000	323.797.000
Expenses for implementing works	8.700.000.000	-
Total	9.587.187.599	1.423.797.000

17. Other short-term payables

	Ending balance	Beginning balance
Payables to Vietnam Electricity (EVN)	1.659.879.935	1.659.879.935
- Interest on bonds payable	1.659.879.935	1.659.879.935
Payables to other organizations and individuals		
Trade Union's Expenditure	1.196.230.111	937.398.411
Social insurance	428.303.415	-
Payable for equitization	2.100.000	2.100.000
Interest on bonds payable	48.118.000	48.118.000
Dividends payable	70.673.841	70.673.841
Other short-term payables	1.161.928.224	366.278.594
Total	4.567.233.526	3.084.448.781

POWER ENGINEERING CONSULTING JOINT STOCK COMPANY 4

Address: 11 Hoang Hoa Tham - Loc Tho Ward - Nha Trang City - Khanh Hoa Province - Vietnam

INTERIM FINANCIAL STATEMENTS

For the quarter ended 30 September 2022

Notes to the Interim Financial Statements (cont.)

18. Short-term borrowings

	Ending balance		Beginning balance	
	Amount	Solvency	Amount	Solvency
Short-term bank loans	-	-	-	-
Total	-	-	-	-

19. Bonus and welfare funds

	Beginning balance	Increases due to appropriation from the previous year profit	Bonus from Corporation, The People's Committee Of Khanh Hoa Province	Funds paid during the year	Ending balance
Bonus fund	3.930.152.605	1.410.821.522	11.920.000	(1.971.320.000)	3.381.574.127
Welfare fund	1.298.389.948	2.116.232.283	-	(2.911.749.994)	502.872.237
Bonus fund for the Executive Officers	425.000.000	349.581.000	-	(425.000.000)	349.581.000
Total	5.653.542.553	3.876.634.805	11.920.000	(5.308.069.994)	4.234.027.364

20. Owner's equity**20a. Statement of fluctuation in owner's equity**

	Capital	Business promotion fund	Retained earnings	Treasury stocks
Beginning balance of previous year	158.347.450.000	339.535.474	27.677.516.116	(745.850.060)
Increase during the period	-	5.535.503.223	25.188.664.665	-
Decrease during the period	-	-	(8.728.254.835)	-
Ending balance of previous year	158.347.450.000	5.875.038.697	44.134.925.946	(745.850.060)
Beginning balance in current year	177.268.690.000	5.875.038.697	35.298.559.334	(745.850.060)
Increase during the period	-	9.875.750.655	26.716.737.444	-
Decrease during the period	-	-	(13.752.385.460)	-
Ending balance in current period	177.268.690.000	15.750.789.352	48.262.911.318	(745.850.060)

20b. Details of capital contribution of the owners

	Ending balance		Beginning balance	
	Capital contribution	%	Capital contribution	%
Vietnam Electricity (EVN)	126.958.830.000	71,62	126.958.830.000	71,62
Other shareholders	50.309.860.000	28,38	50.309.860.000	28,38
Total	177.268.690.000	100,00	177.268.690.000	100,00

20c. Shares

	Ending balance	Beginning balance
Number of shares registered to be issued	17.726.869	17.726.869
Number of shares already sold to the public	17.726.869	17.726.869
Number of shares re-purchased	64.523	64.523
Number of outstanding shares	17.662.346	17.662.346

All shares are ordinary shares. Face value is VND 10.000.

20d. Profit distribution

During the first 9 months of 2022, the Company has distributed profit of the year ended 2021 in line with Resolution of 2022 annual shareholders's meeting as follows:

POWER ENGINEERING CONSULTING JOINT STOCK COMPANY 4

Address: 11 Hoang Hoa Tham - Loc Tho Ward - Nha Trang City - Khanh Hoa Province - Vietnam

INTERIM FINANCIAL STATEMENTS

For the quarter ended 30 September 2022

Notes to the Interim Financial Statements (cont.)

	<u>Amount</u>
• Appropriation for business promotion fund	9.875.750.655
• Appropriation for bonus and welfare funds	3.527.053.805
• Appropriation for bonus fund to the Executive Officers	349.581.000

21. Off-interim balance sheet items**21a. Foreign currencies**

USD	<u>Ending balance</u>	<u>Beginning balance</u>
	19.462,99	360,74

21b. Treated doubtful debts

	<u>Ending balance</u>	<u>Beginning balance</u>	<u>Reasons for writing off</u>
Construction Project Management Board of Krông Hnăng District	74.829.000	74.829.000	Already dissolved
Management Board of Quang Nam ODA Capital Investment Projects	93.522.683	93.522.683	Already dissolved
Po E Hydropower JSC	700.000.000	700.000.000	Already dissolved
Underground Construction JSC	2.969.910.000	2.969.910.000	Project was withdrawn
Buon Don Projects Management Board	56.815.007	56.815.007	Not finding customers
Song Da JSC 12 - Nguyen Loc	1.619.979.530	1.619.979.530	Not finding customers
Hoang Anh JSC - Ban Me	2.920.004.170	2.920.004.170	Not finding customers
Duc Long Gia Lai Group JSC	5.318.864.000	5.318.864.000	Project was withdrawn
Northern Electricity Development and Investment JSC	5.919.992.822	5.919.992.822	Already dissolved
Nho Que 1 Hydropower JSC	6.037.929.873	6.037.929.873	Cannot contact
Nhan Luat Energy JSC	3.054.527.900	3.054.527.900	Project was withdrawn, customer suspended business
TECCO 533	312.000.000	312.000.000	Project not implemented
Binh Dinh Hydropower JSC	114.728.435	114.728.435	Project not implemented
Total	<u>29.193.103.420</u>	<u>29.193.103.420</u>	

VI. ADDITIONAL INFORMATION ON THE ITEMS OF THE INTERIM INCOME STATEMENT**1. Sales**

	Accumulated from the beginning of the year to the end of the current period	
	<u>Current year</u>	<u>Previous year</u>
Sales from selling electricity	3.277.078	-
Sales from survey activities	42.768.051.857	42.665.853.784
Sales from design activities	132.544.332.943	143.084.546.089
Total	<u>175.315.661.878</u>	<u>185.750.399.873</u>

POWER ENGINEERING CONSULTING JOINT STOCK COMPANY 4

Address: 11 Hoang Hoa Tham - Loc Tho Ward - Nha Trang City - Khanh Hoa Province - Vietnam

INTERIM FINANCIAL STATEMENTS

For the quarter ended 30 September 2022

Notes to the Interim Financial Statements (cont.)**2. Costs of goods sold**

	Accumulated from the beginning of the year to the end of the current period	
	Current year	Previous year
Costs of survey activities	30.617.076.874	32.968.558.858
Costs of design activities	88.957.665.712	101.075.234.966
Total	119.571.742.586	134.043.793.824

3. Financial income

	Accumulated from the beginning of the year to the end of the current period	
	Current year	Previous year
Gains from bank deposits	2.058.933.867	1.171.764.227
Dividends and profit shared	10.083.186.000	9.908.035.000
Gains from foreign exchange differences due to the revaluation of monetary items in foreign currencies	17.009.434	-
Total	12.159.129.301	11.079.799.227

4. Financial expenses

	Accumulated from the beginning of the year to the end of the current period	
	Current year	Previous year
Losses from foreign exchange differences due to the revaluation of monetary items in foreign currencies	-	54.770.791
Financial provision	194.242.733	-
Total	194.242.733	54.770.791

5. General and administration expenses

	Accumulated from the beginning of the year to the end of the current period	
	Current year	Previous year
Expenses for employees	15.600.910.781	16.905.897.024
Office equipment, stationery	647.170.670	724.721.923
Depreciation of fixed assets	280.907.026	209.439.967
Taxes, fees and legal fees	19.212.323	10.212.323
Provision for expenses	-	1.895.902.712
External service rendered	748.134.783	760.931.968
Other cash expenses	19.517.373.213	13.161.388.942
Total	36.813.708.796	33.668.494.859

POWER ENGINEERING CONSULTING JOINT STOCK COMPANY 4

Address: 11 Hoang Hoa Tham - Loc Tho Ward - Nha Trang City - Khanh Hoa Province - Vietnam

INTERIM FINANCIAL STATEMENTS

For the quarter ended 30 September 2022

Notes to the Interim Financial Statements (cont.)

6. Other income

	Accumulated from the beginning of the year to the end of the current period	
	Current year	Previous year
Receipt of employees' reimbursement for training expenses	-	7.637.000
Receipt from liquidation of fixed assets	213.067.339	-
Total	213.067.339	7.637.000

7. Other expenses

	Accumulated from the beginning of the year to the end of the current period	
	Current year	Previous year
Penalty for breach of contract	215.039.098	-
Expenses for liquidation of assets	-	49.954.545
Total	215.039.098	49.954.545

8. Earnings per share

	Accumulated from the beginning of the year to the end of the current period	
	Current year	Previous year
Accounting profit after corporate income tax	26.716.737.444	25.188.664.665
Increases/(decreases) of accounting profit to determine the distributed profit for common shareholders	-	-
Profit used to calculate basic earnings per share	26.716.737.444	25.188.664.665
The average number of ordinary shares outstanding during the period	17.662.346	15.770.222
Basic/diluted earnings per share	1.513	1.597

The average number of ordinary shares outstanding during the period are calculated as follows:

	Accumulated from the beginning of the year to the end of the current period	
	Current year	Previous year
The number of ordinary shares outstanding at the beginning year	17.662.346	15.770.222
Effect of additional shares issued	-	-
The average number of ordinary shares outstanding during the period	17.662.346	15.770.222

POWER ENGINEERING CONSULTING JOINT STOCK COMPANY 4

Address: 11 Hoang Hoa Tham - Loc Tho Ward - Nha Trang City - Khanh Hoa Province - Vietnam

INTERIM FINANCIAL STATEMENTS

For the quarter ended 30 September 2022

Notes to the Interim Financial Statements (cont.)

9. Operating expenses

	Accumulated from the beginning of the year to the end of the current period	
	Current year	Previous year
Materials and supplies	5.922.691.700	5.999.012.517
Labors	91.770.063.412	99.446.453.083
Depreciation of fixed assets	3.579.587.599	3.256.457.495
External service rendered	32.631.719.491	33.897.971.444
Other expenses	33.521.399.845	25.467.784.337
Total	167.425.462.047	168.067.678.876

Nguyen Vu Anh Tho
Preparer

Tran Le Thanh Binh
Chief Accountant

Khanh Hoa, 20th October 2022

Vu Thanh Danh
Acting General Director



EVNPECC4

TRỤ SỞ CHÍNH

11 Hoàng Hoa Thám, P. Lộc Thọ, Tp. Nha Trang, tỉnh Khánh Hòa

ĐT: 0258.3563999 - 0258.3823780 * **Fax:** 0258.3563888 - 0258.3824208

Email: tv4@pecc4.vn * **Website:** www.pecc4.vn

TRUNG TÂM KỸ THUẬT NHIỆT ĐIỆN VÀ CHI NHÁNH PHÍA BẮC

Lô số 3, TT4, Ngõ 183 Hoàng Văn Thái

Phường Khương Trung, Quận Thanh Xuân, Hà Nội

ĐT: 024 22183870 - 024 22183872 * **Fax:** 024 62855759

Email: cnpb@pecc4.vn

CHI NHÁNH PHÍA NAM

46/9 Trần Quý Khoách - Phường Tân Định, Quận 1, TP. Hồ Chí Minh

ĐT: 028 35268347 * **Fax:** 028 35267790 * **Email:** cnpn@pecc4.vn