




EVNPECC4

**CÔNG TY CỔ PHẦN TƯ VẤN XÂY DỰNG ĐIỆN 4
POWER ENGINEERING CONSULTING JOINT STOCK COMPANY 4**

EVNPECC4

EVNPECC4

EVNPECC4




FINANCIAL STATEMENTS

FOR THE SECOND QUARTER OF YEAR 2025



Khanh Hoa, July 2025



POWER ENGINEERING CONSULTING JOINT STOCK COMPANY 4

Address: No. 11 Hoang Hoa Tham, Loc Tho Ward, Nha Trang City, Khanh Hoa Province

INTERIM FINANCIAL STATEMENTS

For the quarter ended 30 June 2025

INTERIM BALANCE SHEET

As of 30 June 2025

Unit: VND

ITEMS	Code	Note	30/06/2025	01/01/2025
A - CURRENT ASSETS	100		210.453.892.863	220.888.687.606
I. Cash and cash equivalents	110	V.1	66.807.962.872	52.415.209.032
1. Cash	111		16.807.962.872	17.415.209.032
2. Cash equivalents	112		50.000.000.000	35.000.000.000
II. Short-term investments	120		50.000.000.000	9.000.000.000
1. Trading securities	121		-	-
2. Provisions for devaluation of trading securities	122		-	-
3. Held-to-maturity investments	123	V.2	50.000.000.000	9.000.000.000
III. Short-term receivables	130		85.461.395.945	150.469.635.091
1. Short-term trade receivables	131	V.4a	101.819.635.927	166.725.006.046
2. Short-term prepayments to suppliers	132	V.5	4.587.303.809	6.031.978.796
3. Short-term inter-company receivables	133		-	-
4. Receivable according to the progress of construction contract	134		-	-
5. Receivables for short-term loans	135		-	-
6. Other short-term receivables	136	V.6	5.971.960.536	3.550.629.576
7. Allowance for short-term doubtful debts	137	V.7	(26.917.504.327)	(25.837.979.327)
8. Deficit assets for treatment	139		-	-
IV. Inventories	140		7.459.748.290	8.041.680.217
1. Inventories	141	V.8	7.459.748.290	8.041.680.217
2. Allowance for inventories	149		-	-
V. Other current assets	150		724.785.756	962.163.266
1. Short-term prepaid expenses	151	V.9	724.785.756	962.163.266
2. Deductible VAT	152		-	-
3. Taxes and other receivables from the State	153		-	-
4. Trading Government bonds	154		-	-
5. Other current assets	155		-	-

POWER ENGINEERING CONSULTING JOINT STOCK COMPANY 4

Address: No. 11 Hoang Hoa Tham, Loc Tho Ward, Nha Trang City, Khanh Hoa Province

INTERIM FINANCIAL STATEMENTS

For the quarter ended 30 June 2025

Interim balance sheet (cont.)

ITEMS	Code	Note	30/06/2025	01/01/2025
B- NON-CURRENT ASSETS	200		153.802.017.088	153.639.985.967
I. Long-term receivables	210		212.318.300	227.318.300
1. Long-term trade receivables	211	V.4b	1.689.581.121	1.689.581.121
2. Long-term prepayments to suppliers	212		-	-
3. Working capital in affiliates	213		-	-
4. Long-term inter-company receivable	214		-	-
5. Receivables for long-term loans	215		-	-
6. Other long-term receivables	216		55.500.000	70.500.000
7. Allowance for long-term doubtful debts	219	V.7	(1.532.762.821)	(1.532.762.821)
II. Fixed assets	220		41.693.121.448	20.450.407.058
1. Tangible fixed assets	221	V.10	27.953.847.411	6.236.966.707
- <i>Historical cost</i>	222		72.091.573.244	48.494.616.455
- <i>Accumulated depreciation</i>	223		(44.137.725.833)	(42.257.649.748)
2. Financial leased assets	224		-	-
- <i>Historical cost</i>	225		-	-
- <i>Accumulated depreciation</i>	226		-	-
3. Intangible fixed assets	227	V.11	13.739.274.037	14.213.440.351
- <i>Initial cost</i>	228		23.474.416.583	23.474.416.583
- <i>Accumulated amortization</i>	229		(9.735.142.546)	(9.260.976.232)
III. Investment property	230		-	-
- Historical costs	231		-	-
- Accumulated depreciation	232		-	-
IV. Long-term assets in process	240		-	21.995.904.067
1. Long-term work in process	241		-	-
2. Construction-in-progress	242	V.12	-	21.995.904.067
V. Long-term financial investments	250	V.3	110.521.580.931	110.521.580.931
1. Investments in subsidiaries	251		-	-
2. Investments in joint ventures and associates	252		103.850.000.000	103.850.000.000
3. Investments in other entities	253		7.091.640.000	7.091.640.000
4. Provisions for devaluation of long-term financial investments	254		(420.059.069)	(420.059.069)
5. Held-to-maturity investments	255		-	-
VI. Other non-current assets	260		1.374.996.409	444.775.611
1. Long-term prepaid expenses	261	V.9	1.374.996.409	444.775.611
2. Deferred income tax assets	262		-	-
3. Long-term components and spare parts	263		-	-
4. Other non-current assets	268		-	-
TOTAL ASSETS	270		364.255.909.951	374.528.673.573

POWER ENGINEERING CONSULTING JOINT STOCK COMPANY 4

Address: No. 11 Hoang Hoa Tham, Loc Tho Ward, Nha Trang City, Khanh Hoa Province

INTERIM FINANCIAL STATEMENTS

For the quarter ended 30 June 2025


Interim balance sheet (cont.)

ITEMS	Code	Note	30/06/2025	01/01/2025
C - LIABILITIES	300		100.108.884.335	109.790.600.363
I. Current liabilities	310		100.108.884.335	109.790.600.363
1. Short-term trade payables	311	V.13	17.817.942.091	15.651.577.176
2. Short-term advances from customers	312	V.14	39.262.131.591	21.802.762.021
3. Taxes and other obligations to the State Budget	313	V.15	1.536.529.390	7.702.044.578
4. Payables to employees	314	V.16	24.204.586.795	46.971.640.784
5. Short-term accrued expenses	315	V.17	1.375.836.000	5.811.083.925
6. Short-term inter-company payable	316		-	-
7. Payable according to the progress of construction contracts	317		-	-
8. Short-term unearned revenue	318		-	-
9. Other short-term payables	319	V.18	4.057.437.053	3.186.554.764
10. Short-term borrowings and financial leases	320	V.19	-	-
11. Provisions for short-term payables	321		-	-
12. Bonus and welfare funds	322	V.20	11.854.421.415	8.664.937.115
13. Price stabilization fund	323		-	-
14. Trading Government bonds	324		-	-
II. Long-term liabilities	330		-	-
1. Long-term trade payables	331		-	-
2. Long-term advances from customers	332		-	-
3. Long-term accrued expenses	333		-	-
4. Inter-company payables for working capital	334		-	-
5. Long-term inter-company payables	335		-	-
6. Long-term unearned revenue	336		-	-
7. Other long-term payables	337		-	-
8. Long-term borrowings and financial leases	338		-	-
9. Convertible bonds	339		-	-
10. Preferred shares	340		-	-
11. Deferred income tax liability	341		-	-
12. Provisions for long-term payables	342		-	-
13. Science and technology development fund	343		-	-

INTERIM INCOME STATEMENT
Quarter II/2025

Unit: VND

ITEMS	Code	Note	Quarter II		Accumulated from the beginning of the year to the end of the current period	
			2025	2024	2025	2024
1. Sales	01	VI.1	52.241.164.110	46.823.902.320	98.091.549.479	58.948.955.202
2. Sales deductions	02		-	-	-	-
3. Net sales	10		52.241.164.110	46.823.902.320	98.091.549.479	58.948.955.202
4. Cost of sales	11	VI.2	39.895.187.757	34.949.169.488	75.192.110.046	43.019.481.367
5. Gross profit/ (loss)	20		12.345.976.353	11.874.732.832	22.899.439.433	15.929.473.835
6. Financial income	21	VI.3	957.567.490	1.041.725.313	1.427.413.523	1.370.220.918
7. Financial expenses	22	VI.4	57.521.588	-	57.553.685	-
In which: Loan interest expenses	23		-	-	-	-
8. Selling expenses	25		-	-	-	-
9. General and administration expenses	26	VI.5	8.971.710.316	8.271.838.505	16.393.161.881	12.144.808.544
10. Net operating profit/ (loss)	30		4.274.311.939	4.644.619.640	7.876.137.390	5.154.886.209
11. Other income	31	VI.6	20.669.984	-	128.433.984	98.976.363
12. Other expenses	32	VI.7	280.693.470	56.616.045	479.792.771	109.209.240
13. Other profit/(loss)	40		(260.023.486)	(56.616.045)	(351.358.787)	(10.232.877)
14. Total accounting profit/ (loss) before tax	50		4.014.288.453	4.588.003.595	7.524.778.603	5.144.653.332
15. Current income tax expenses	51	V.15	811.576.434	936.606.435	1.620.030.197	1.124.532.469
16. Deferred income tax expenses	52		-	-	-	-
17. Profit/ (loss) after tax	60		<u>3.202.712.019</u>	<u>3.651.397.160</u>	<u>5.904.748.406</u>	<u>4.020.120.863</u>
18. Earnings per share	70	VI.8	<u>162</u>	<u>185</u>	<u>298</u>	<u>203</u>
19. Diluted earnings per share	71		-	-	-	-



Nguyen Vu Anh Tho
Preparer



Tran Le Thanh Binh
Chief Accountant

Khanh Hoa, 20th July 2025


Le Cao Quyen
Authorized by General Director
Chairman of the Board

POWER ENGINEERING CONSULTING JOINT STOCK COMPANY 4

Address: No. 11 Hoang Hoa Tham, Loc Tho Ward, Nha Trang City, Khanh Hoa Province

INTERIM FINANCIAL STATEMENTS

For the quarter ended 30 June 2025

INTERIM CASH FLOW STATEMENT

(Indirect method)

Quarter II/2025

Unit: VND

ITEMS	Code	Note	Accumulated from the beginning of the year to the end of the current period	
			Current year	Previous year
I. Cash flows from operating activities				
1. Profit/ (loss) before tax	01		7.524.778.603	5.144.653.332
2. Adjustments				
- Depreciation of fixed assets and investment properties	02		2.354.242.399	2.257.138.854
- Provisions and allowances	03		1.079.525.000	-
- Exchange gain/ (loss) due to revaluation of monetary items in foreign currencies	04		-	(213.937.657)
- Gain/ (loss) from investing activities	05		(1.212.207.900)	(1.239.919.624)
- Interest expenses	06		-	-
- Others	07		-	-
3. Operating profit/(loss) before changes of working capital	08		9.746.338.102	5.947.934.905
- Increase/(decrease) of receivables	09		79.943.408.729	44.992.105.942
- Increase/(decrease) of inventories	10		581.931.927	(8.596.413.412)
- Increase/ (decrease) of payables	11		(28.732.506.328)	(32.175.872.991)
- Increase/ (decrease) of prepaid expenses	12		(692.843.288)	952.635.381
- Increase/ (decrease) of trading securities	13		-	-
- Interests paid	14		-	-
- Corporate income tax paid	15		(1.919.662.337)	(2.065.021.325)
- Other cash inflows	16		17.020.000	-
- Other cash outflows	17		(2.763.407.000)	(2.350.948.353)
Net cash flows from operating activities	20		56.180.279.805	6.704.420.147
II. Cash flows from investing activities				
1. Purchases and construction of fixed assets and other long-term assets	21		(1.692.953.044)	(4.332.348.663)
2. Proceeds from disposals of fixed assets and other long-term assets	22		-	83.636.363
3. Cash outflow for lending, buying debt instruments of other entities	23		(41.000.000.000)	-
4. Cash recovered from lending, selling debt instruments of other entities	24		-	-
5. Investments into other entities	25		-	-
6. Withdrawals of investments in other entities	26		-	-
7. Interest earned, dividends and profits received	27		905.427.079	1.191.729.834
Net cash flows from investing activities	30		(41.787.525.965)	(3.056.982.466)

POWER ENGINEERING CONSULTING JOINT STOCK COMPANY 4

Address: No. 11 Hoang Hoa Tham, Loc Tho Ward, Nha Trang City, Khanh Hoa Province

INTERIM FINANCIAL STATEMENTS

For the quarter ended 30 June 2025


Interim cash flow statement (cont.)

ITEMS	Code	Note	Accumulated from the beginning of the year to the end of the current period	
			Current year	Previous year
III. Cash flows from financing activities				
1. Proceeds from issuing stocks and capital contributions from owners	31		-	-
2. Repayment for capital contributions and re-purchases of stocks already issued	32		-	-
3. Proceeds from borrowings	33		-	-
4. Repayment for loan principal	34		-	-
5. Payments for financial leased assets	35		-	-
6. Dividends and profit paid to the owners	36		-	-
<i>Net cash flows from financing activities</i>	40		-	-
Net cash flows during the period	50		14.392.753.840	3.647.437.681
Beginning cash and cash equivalents	60	V.1	52.415.209.032	42.444.637.336
Effects of fluctuations in foreign exchange rates	61		-	213.937.657
Ending cash and cash equivalents	70	V.1	66.807.962.872	46.306.012.674

Khanh Hoa, 20th July 2025



Nguyen Thi Thanh Hoa
Preparer



Tran Le Thanh Binh
Chief Accountant



Le Cao Quyên
Authorized by General Director

POWER ENGINEERING CONSULTING JOINT STOCK COMPANY 4

Address: 11 Hoang Hoa Tham - Loc Tho Ward - Nha Trang City - Khanh Hoa Province - Vietnam

INTERIM FINANCIAL STATEMENTS

For the quarter ended 30 June 2025

Notes to the Interim Financial Statements (cont.)

NOTES TO THE INTERIM FINANCIAL STATEMENTS

For the quarter ended 30 June 2025

I. GENERAL INFORMATION

1. Ownership form

Power Engineering Consulting Joint Stock Company 4 (hereinafter referred to as "the Company") is a joint stock company.

2. Operating field

Consulting service.

3. Principal activities

The Company's principal activities is to consult, survey and design power.

4. Normal operating cycle

Normal operating cycle of the Company is within 12 months.

5. Effects of the Company's operations during the period on the Interim Financial Statements

6. Structure of the Company

Associates

The Company has only invested into Buon Don Hydropower Joint Stock Company located at floor 7, Biet Dien Hotel, No. 1 Ngo Quyen, Thang Loi Ward, Buon Ma Thuot City, Dak Lak Province. Its principal business activities are to manufacture and trade electricity. As of the balance sheet date, capital contribution rate of the Company at this associate is 31%, rate of voting right and rate of possessing right at this associate are equivalent to capital contribution rate.

Affiliates that have not been granted Business Certificates and can do accounting works dependently

Name of company	Address
Branch in the Northern	Lot 3 - TT4 Lane 183 - Hoang Van Thai Town - Khuong Trung Ward - Thanh Xuan District - Ha Noi City
Branch in the Southern	46/9 Tran Quy Khoach - Tan Dinh Ward - District 1 - Ho Chi Minh City

7. Statement on information comparability on the Interim Financial Statements

8. Employees

As of 30/06/2025, there have been 391 employees working for the Company (at the beginning of the year: 403 employees).

II. FISCAL YEAR AND ACCOUNTING CURRENCY

1. Fiscal year

The fiscal year of the Company is from 1 January to 31 December annually.

2. Accounting currency unit

The accounting currency unit is VND because payments and receipts of the Company are primarily made in VND.

POWER ENGINEERING CONSULTING JOINT STOCK COMPANY 4

Address: 11 Hoang Hoa Tham - Loc Tho Ward - Nha Trang City - Khanh Hoa Province - Vietnam

INTERIM FINANCIAL STATEMENTS

For the quarter ended 30 June 2025

Notes to the Interim Financial Statements (cont.)

III. ACCOUNTING STANDARDS AND SYSTEM

1. Accounting Standards and System

The Company applies the Vietnamese Accounting Standards and System which were issued together with the Circular No. 200/2014/TT-BTC dated 22 December 2014 as well as other Circulars guiding the implementation of Vietnamese Accounting Standards of the Ministry of Finance in the preparation and presentation of Interim Financial Statements.

2. Statement on the compliance with the Accounting Standards and System

The Board of Directors ensures to follow all the requirements of the Vietnamese Accounting Standards and System, which were issued together with the Circular No. 200/2014/TT-BTC dated 22 December 2014 as well as other Circulars guiding the implementation of Vietnamese Accounting Standards of the Ministry of Finance in the preparation and presentation of Interim Financial Statements.

IV. ACCOUNTING POLICIES

1. Accounting convention

All the Financial Statements are prepared on the accrual basis (except for the information related to cash flows).

2. Foreign currency transactions

Transactions in foreign currencies are converted at the actual exchange rates ruling as of the transaction dates. The ending balances of monetary items in foreign currencies are converted at the actual exchange rates ruling as of the balance sheet date.

Foreign exchange differences arisen from foreign currency transactions during the year shall be included into financial income or financial expenses. Foreign exchange differences due to the revaluation of ending balances of the monetary items in foreign currencies after offsetting their positive differences against negative differences shall be included into financial income or financial expenses.

The exchange rate used to convert foreign currency transactions is the actual exchange rate ruling as at the time of these transactions. The actual exchange rates applied to foreign currency transactions are as follows:

- For the foreign currency trading contract (including spot contract, forward contract, future contract, option contract, currency swap): the exchange rate stipulated in the contracts of trading foreign currency between the Company and the Bank.
- For the capital contribution or receipt of capital contribution: buying rate of the commercial bank where the company opens account to receive the contributed capital from investors as at the date of capital contribution.
- For receivables: the buying rate as at the time of transaction of the commercial bank where the company nominates the customers for payments.
- For payables: the selling rate ruling as at the time of transaction of the commercial bank where the company supposes to make payments.
- For acquisition of assets or immediate payments in foreign currency (not included into payable accounts): the buying rate of the commercial bank where the company makes payments.

The exchange rate used to revalue the balance of monetary items in foreign currencies as of the balance sheet date is determined in line with the following principles:

- For foreign currency deposits: the buying rate of the bank where the Company opens its foreign currency account.

POWER ENGINEERING CONSULTING JOINT STOCK COMPANY 4

Address: 11 Hoang Hoa Tham - Loc Tho Ward - Nha Trang City - Khanh Hoa Province - Vietnam

INTERIM FINANCIAL STATEMENTS

For the quarter ended 30 June 2025

Notes to the Interim Financial Statements (cont.)

3. Cash and cash equivalents

Cash include cash on hand and demand deposits. Cash equivalents are short-term investments of which the due dates cannot exceed 3 months from the dates of the investments and the convertibility into cash is easy, and which do not have a lot of risks in the conversion into cash as of the balance sheet date.

4. Financial investments

Held-to-maturity investments

Investments are classified as held-to-maturity investments that the Company intends and is able to hold to maturity. Held-to-maturity investments include term deposits (including debentures and promissory note), bonds, preferred shares that the issuer are required to re-purchases at a certain date in the future and held-to-maturity loans for the purpose of receiving periodical interest as well as other held-to-maturity investments.

Held-to-maturity investments are initially recognized at cost including the purchase cost and other transaction costs. After initial recognition, these investments are recorded at recoverable value. Interest from these held-to-maturity investments after acquisition date is recognized in the profit or loss on the basis of the interest income to be received. Interests arising prior to the Company's acquisition of held-to-maturity investments are recorded as a decrease in the costs as at the acquisition time.

When there are reliable evidences proving that a part or the whole investment cannot be recovered and the loss are reliably determined, the loss is recognized as financial expenses during the year while the investment value is derecognized.

Investments in associates

Associates

An associate is an entity which the Company has significant influence but not the control to govern the financial and operating policies. Significant influence is the right to participate in making the associate's financial and operating policies but not control those policies.

Initial costs

Investments in associates are initially recognized at costs, including the cost of purchase or capital contributions plus other directly attributable transaction cost. In case of investment in non-monetary assets, the costs of the investment are recognized at the fair value of non-monetary assets at the arising time.

Dividends and profits of the periods prior to the purchase of investments are recorded as a decrease in value of such investments. Dividends and profit of the periods after the purchase of investments are recorded into the Company's revenues. Particularly, the dividends paid in form of shares are not recorded as an increase in values, but the increasing quantity is followed up.

Provisions for impairment of investments associates

Provisions for impairment of investments associates is made when the associates suffer from losses at the rate equal to the difference between the actual capital invested by investors in associates and the actual owner's equity multiplying (x) by the Company's rate of capital contribution over the total actual capital invested by investors in associates. If the associates are consolidated into Consolidated Financial Statements, the basis for impairment provisions is the Consolidated Financial Statements.

Increases/ (decreases) in the provisions for impairment of investments in associates are recorded into "Financial expenses" as of the balance sheet date.

POWER ENGINEERING CONSULTING JOINT STOCK COMPANY 4

Address: 11 Hoang Hoa Tham - Loc Tho Ward - Nha Trang City - Khanh Hoa Province - Vietnam

INTERIM FINANCIAL STATEMENTS

For the quarter ended 30 June 2025

Notes to the Interim Financial Statements (cont.)

Investments in equity instruments of other entities

Investments in equity instruments of other entities include such investments in equity instruments that do not enable the Company to have the control, joint control or significant influence on these entities.

Investments in equity instruments of other entities are initially recognized at costs, including cost of purchase plus other directly attributable transaction costs. Values of these investments are derecognized for dividends and profits arising in the periods prior to the acquisition of such investments. Dividends and profit arising in the periods after the acquisition of investments are recorded into the Company's revenue. Particularly, the dividends paid in form of shares are not recorded as an increase in values, but the increasing quantity of shares is followed up.

Provisions for impairment of investments in equity instruments of other entities are made as follows:

- For investments in listed shares or fair value of investments which is reliably measured, provisions are made on the basis of the market value of shares.
- For investments of which the fair value cannot be measured at the time of reporting, provisions are made on the basis of the losses suffered by investees, at the rate equal to the difference between the actual capital invested by investors and the actual owner's equity multiplying (x) by the Company's rate of capital contribution over the total actual capital invested by investors in these investees.

Increases/ (decreases) in the provisions for impairment of investments in equity instruments of other entities are recorded into "Financial expenses" as of the balance sheet date.

5. Receivables

Receivables are recognized at the carrying amounts less allowances for doubtful debts.

The classification of receivables as trade receivables and other receivables is made according the following principles:

- Trade receivables reflect receivables concerning the commercial nature arising from purchase and sale transactions between the Company and customers who are independent to the Company, inclusive of receivables for the exports entrusted to other entities.
- Other receivables reflect receivables not concerning the commercial nature and irrelevant to purchase and sale transactions.

Allowance is made for each doubtful debt on the basis of the estimated loss.

Increases/(decreases) in the obligatory allowance for doubtful debts as of the balance sheet date are recorded into "General and administration expenses".

6. Inventories

Inventories are recognized at the lower of cost or net realizable value.

Cost of inventories is determined as follows:

- For materials and merchandises: Costs comprises costs of purchases and other directly relevant costs incurred in bringing the inventories to their present location and conditions.
- Work-in-process: Costs only comprises main materials, labors and other directly relevant costs.

Stock-out costs are determined in accordance with the weighted average method and recorded in line with the perpetual method.

Net realizable value is the estimated selling price of inventories in the ordinary course of business less the estimated costs of completion and the estimated costs necessary to make the sale.

POWER ENGINEERING CONSULTING JOINT STOCK COMPANY 4

Address: 11 Hoang Hoa Tham - Loc Tho Ward - Nha Trang City - Khanh Hoa Province - Vietnam

INTERIM FINANCIAL STATEMENTS

For the quarter ended 30 June 2025

Notes to the Interim Financial Statements (cont.)

Allowance for inventories is recognized for each type of inventories when their costs are higher than their net realizable values. For services in progress, allowance is recognized for each type of services at their own specific prices. Increases/(decreases) in the obligatory allowance for inventories as of the balance sheet date are recorded into "Costs of sales".

7. Prepaid expenses

Prepaid expenses comprise actual expenses arising and relevant to financial performance in several accounting periods. Prepaid expenses of the Company include tools and other expenses. These prepaid expenses are allocated over the prepayment period or period of corresponding economic benefits generated from these expenses.

Tools

Expenses of tools being put into use are allocated into expenses in accordance with the straight-line method for the maximum period of 2 years.

Other expenses

Expenses of fixed asset repairs and other expenses arising are allocated into expenses during the period in accordance with the straight-line method for the maximum period of 2 years.

8. Tangible fixed assets

Tangible fixed assets are determined by their historical costs less accumulated depreciation. Historical costs of tangible fixed assets include all the expenses paid by the Company to bring the asset to its working condition for its intended use. Other expenses arising subsequent to initial recognition are included into historical costs of fixed assets only if it can be clearly demonstrated that the expenditure has resulted in future economic benefits expected to be obtained from the use of these assets. Those which do not meet the above conditions will be recorded into operation costs during the period.

When a tangible fixed asset is sold or disposed, its historical cost and accumulated depreciation are written off, then any gain or loss arising from such disposal is included in the income or the expenses during the period.

Tangible fixed assets are depreciated in accordance with the straight-line method over their estimated useful lives. The depreciation years applied are as follows:

<u>Fixed assets</u>	<u>Years</u>
Buildings and structures	05 - 25
Machinery and equipment	03 - 10
Vehicles	06
Office equipment	03 - 05

9. Intangible fixed assets

Intangible fixed assets are determined by their initial costs less accumulated amortization.

Initial costs of intangible fixed assets include all the costs paid by the Company to bring the asset to its working condition for its intended use. Other costs relevant to intangible fixed assets arising subsequent to initial recognition are included into operation costs during the period only if these costs are associated with a specific intangible fixed asset and result in future economic benefits expected to be obtained from the use of these assets.

When an intangible fixed asset is sold or disposed, its initial costs and accumulated amortization are written off, then any gain or loss arising from such disposal is included in the income or the expenses during the period.

The Company's intangible fixed assets include:

POWER ENGINEERING CONSULTING JOINT STOCK COMPANY 4

Address: 11 Hoang Hoa Tham - Loc Tho Ward - Nha Trang City - Khanh Hoa Province - Vietnam

INTERIM FINANCIAL STATEMENTS

For the quarter ended 30 June 2025

Notes to the Interim Financial Statements (cont.)

Land use right

Land use right includes all the actual expenses paid by the Company directly related to the land being used such as expenses to obtain the land use right, expenses for house removal, land clearance and ground leveling, registration fees, etc. Long-term land use right granted by the State is determined in line with documents of enterprise valuation so as to equitization as of 31 December 2005.

Fixed-term land use right is amortized over the land using period. Long-term land use right is not amortized.

Computer software

Expenses related to computer software, which is not a part associated with the relevant hardware, will be capitalized. Initial costs of computer software include all the expenses paid by the Company until the date the software is put into use. Computer software is amortized in accordance with the straight-line method for the period from 3 to 5 years.

10. Construction-in-progress

Construction-in-progress reflects the expenses (including relevant loan interest expenses following the accounting policies of the Company) directly related to the construction of plants and the installation of machinery and equipment to serve for production, leasing, and management as well as the repair of fixed assets, which have not yet been complete. Assets in the progress of construction and installation are recorded at historical costs and not depreciated.

11. Payables and accrued expenses

Payables and accrued expenses are recorded based on the amounts payable for goods and services already used. Accrued expenses are recorded based on reasonable estimates for the amounts payable.

The classification of payables as trade payables, accrued expenses and other payables is made on the basis of following principles:

- Trade payables reflect payables of commercial nature arising from the purchase of goods, services, or assets and the seller is an independent entity with the Company, including payables for import through entrustment.
- Accrued expenses reflect expenses for goods, services received from suppliers or supplied to customers but have not been paid, invoiced or lack of accounting records and supporting documents; pay on leave payable to employees; and accrual of operation expenses.
- Other payables reflect payables of non-commercial nature and irrelevant to purchase, sales of goods or provisions of services.

The payables and accrued expenses are classified as short-term and long-term items in the Interim Balance Sheet on the basis of their remaining period as of the balance sheet date.

12. Owner's equity

Share capital

Capital is recorded according to the actual amounts invested by shareholders.

Treasury shares

When a share capital in the owner's equity is re-purchased, the amount payable including the expenses related to the transaction is recorded as treasury shares and a corresponding decrease in owner's equity then is recognized. When this share capital is re-issued, the difference between the re-issuance price and carrying value of treasury shares is recorded in share premiums.

POWER ENGINEERING CONSULTING JOINT STOCK COMPANY 4

Address: 11 Hoang Hoa Tham - Loc Tho Ward - Nha Trang City - Khanh Hoa Province - Vietnam

INTERIM FINANCIAL STATEMENTS

For the quarter ended 30 June 2025

Notes to the Interim Financial Statements (cont.)

13. Profit distribution

Profit after tax is distributed to the shareholders after appropriation for funds under the Charter of the Company as well as legal regulations and approved by the Shareholders Meeting.

The distribution of profits to the shareholders is made with consideration toward non-cash items in the retained earnings that may affect cash flows and payment of dividends such as profit due to revaluation of assets contributed as investment capital, profit due to revaluation of monetary items, financial instruments and other non-cash items.

Dividends are recorded as payables upon approval of the Shareholders' Meeting and Decision of the Board of Management regarding dividends payment.

14. Recognition of sales and income

Sales of rendering services

Sales of rendering services shall be recognized when all of the following conditions are satisfied:

- The amount of sales can be measured reliably. When the contract stipulates that the buyer is entitled to return the services rendered under specific conditions, sales is recognized only when these specific conditions are no longer existed and the buyer is not entitled to return the services rendered.
- The Company received or shall probably receive the economic benefits associated with the rendering of services.
- The stage of completion of the transaction at the end of reporting period can be measured reliably.
- The costs incurred for the transaction and the costs to complete the transaction can be measured reliably.

In the case that the services are provided in several accounting periods, the determination of sales is done on the basis of the stage of completion as of the balance sheet date.

Interest

Interest is recorded, based on the term and the actual interest rate applied in each particular period.

Dividends and profit shared

Dividends and profit shared are recognized when the Company has the right to receive dividends or profit from the capital contribution. Particularly, the dividends paid in form of shares are not recorded into income, but the increasing quantity is followed up.

15. Construction contracts

Construction contract is a agreement contract to construct a assets or a group of assets tightly relating or depending in respect of design, technology, function or those use purpose.

When the results from the contract implementations are reliably estimated:

- For the contracts stipulating that the contractors are paid according to the planned progress, income and expenses related to these contracts are recognized correspondingly to the works already completed as determined by the company itself.
- For the contracts stipulating that the contractors are paid according to the works actually done, income and expenses related to these contracts are recognized correspondingly to the works already completed as confirmed during the period in the invoices made by the customers.

Increases/(decreases) in revenue of the works done, compensation receivable and other receivables are only recognized upon the agreement with customers.

POWER ENGINEERING CONSULTING JOINT STOCK COMPANY 4

Address: 11 Hoang Hoa Tham - Loc Tho Ward - Nha Trang City - Khanh Hoa Province - Vietnam

INTERIM FINANCIAL STATEMENTS

For the quarter ended 30 June 2025

Notes to the Interim Financial Statements (cont.)

When the outcome of the construction contracts cannot be estimated reliably:

- Contract revenue is recognized only to the extent that contract costs incurred are expected to be reliably recoverable.
- Contract costs are only recognized as actually incurred.

The difference between the accumulated revenue from the construction contract already recognized and the accumulated amount in the invoices according to the planned progress of contract is recognized as an amount receivable or an amount payable according to the planned progress of implementation of the construction contracts.

16. Expenses

Expenses are those that result in outflows of the Corporation's economic benefits and are recorded at the time of transactions or when incurrence of the transaction is reliable regardless of whether payment for expenses is made or not.

Expenses and their corresponding revenues are simultaneously recognized in accordance with matching principle. In the event that matching principle conflicts with prudence principle, expenses are recognized based on the nature and regulations of accounting standards in order to guarantee that transactions can be fairly and truly reflected.

17. Corporate income tax

Corporate income tax expenses includes current income tax and deferred income tax.

Current income tax

Current income tax is the tax amount computed based on the taxable income. Taxable income is different from accounting profit due to the adjustments of temporary differences between tax and accounting figures, non-deductible expenses as well as those of non-taxable income and losses brought forward.

Deferred income tax

Deferred income tax is the amount of corporate income tax payable or refundable due to temporary differences between book values of assets and liabilities serving the preparation of the financial statements and the values for tax purposes. Deferred income tax liabilities are recognized for all the temporary taxable differences. Deferred income tax assets are recorded only when there is an assurance on the availability of taxable income in the future against which the temporarily deductible differences can be used.

Carrying values of deferred corporate income tax assets are considered as of the balance sheet date and will be reduced to the rate that ensures enough taxable income against which the benefits from part of or all of the deferred income tax can be used. Deferred corporate income tax assets, which have not been recorded before, are considered as of the balance sheet date and are recorded when there is certainly enough taxable income to use these unrecognized deferred corporate income tax assets.

Deferred income tax assets and deferred income tax liabilities are determined at the estimated rate to be applied in the year when the assets are recovered or the liabilities are settled based on the effective tax rates as of the balance sheet date. Deferred income tax is recognized in the income statement. In the case that deferred income tax is related to the items of the owner's equity, corporate income tax will be included in the owner's equity.

The Company shall offset deferred tax assets and deferred tax liabilities if, and only if:

POWER ENGINEERING CONSULTING JOINT STOCK COMPANY 4

Address: 11 Hoang Hoa Tham - Loc Tho Ward - Nha Trang City - Khanh Hoa Province - Vietnam

INTERIM FINANCIAL STATEMENTS

For the quarter ended 30 June 2025

Notes to the Interim Financial Statements (cont.)

- The Company has the legal right to offset current income tax assets against current income tax liabilities; and
- Deferred income tax assets and deferred income tax liabilities are relevant to corporate income tax which is under the management of one tax authority either:
 - Of the same subject to corporate income tax; or
 - The Company has intention to pay current income tax liabilities and current income tax assets on a net basis or recover tax assets and settle tax liability simultaneously in each future period to the extent that the majority of deferred income tax liabilities or deferred income tax assets are paid or recovered.

18. Related parties

A party is considered a related party of the company in case that party is able to control the Company or to cause material effects on the financial decisions as well as the operations of the Company. A party is also considered a related party of the Company in case that party is under the same control or is subject to the same material effects.

Considering the relationship of related parties, the nature of relationship is focused more than its legal form.

V. ADDITIONAL INFORMATION ON THE ITEMS OF THE INTERIM BALANCE SHEET

1. Cash and cash equivalents

	<u>Ending balance</u>	<u>Beginning balance</u>
Cash on hand	126.608.869	69.577.000
Demand deposits in bank	16.681.354.003	17.345.632.032
Cash equivalents (time deposits of which the principal maturity is under 3 months)	50.000.000.000	35.000.000.000
Total	<u>66.807.962.872</u>	<u>52.415.209.032</u>

2. Held-to-maturity investments

These are bank deposits from 6-12 months.

3. Financial investments

The Company's financial investments only have capital contribution into other entities, details are as follows:

	Ending balance			Beginning balance		
	Original costs	Allowance	Fair value	Original costs	Allowance	Fair value
<i>Investment into associates</i>						
Buon Don Hydropower Joint Stock Company ⁽ⁱ⁾	103.850.000.000	-	462.149.258.600	103.850.000.000	-	462.149.258.600
<i>Capital contribution into other entities</i>						
- Son Giang Power Joint Stock Company ⁽ⁱⁱ⁾	5.000.000.000	-		5.000.000.000	-	
- EVN International Joint Stock Company	1.050.000.000	-	2.257.500.000	1.050.000.000	-	2.289.000.000

POWER ENGINEERING CONSULTING JOINT STOCK COMPANY 4

Address: 11 Hoang Hoa Tham - Loc Tho Ward - Nha Trang City - Khanh Hoa Province - Vietnam

INTERIM FINANCIAL STATEMENTS

For the quarter ended 30 June 2025

Notes to the Interim Financial Statements (cont.)

	Ending balance			Beginning balance		
	Original costs	Allowance	Fair value	Original costs	Allowance	Fair value
- Khanh Hoa - Ha Noi Development Investment Joint Stock Company	1.041.640.000	(420.059.069)		1.041.640.000	(420.059.069)	
Total	110.941.640.000	(420.059.069)		110.941.640.000	(420.059.069)	

- (i) Pursuant to the 11th amended Business Registration Certificate No. 6000884487 dated 29th September 2023 granted by Department of Planning and Investment of Daklak Province, the Company has invested into Buon Don Hydropower Joint Stock Company at proportion of 31% of charter capital (20.724.182 shares).
The fair value of investment into Buon Don Hydropower Joint Stock Company (stock code: BSA) and EVN International Joint Stock Company (stock code: EIC) is determined based on the listed price at the end of the accounting quarter.

4. Short-term/ long-term trade receivables**4a. Short-term trade receivables**

	Ending balance	Beginning balance
Receivables from related parties	56.402.301.769	96.375.382.930
Central Vietnam Power Projects Management Board	20.082.434.662	36.040.916.566
The Northern Viet Nam Power Projects Management Board	11.565.519.617	16.827.859.384
Vietnam Electricity Power Projects Management Board No. 3	8.563.488.166	5.694.072.041
Southern Vietnam Power Projects Management Board	3.264.040.479	9.802.129.547
Nghi Son Thermal Power Company	2.537.085.000	1.309.874.334
Vietnam Electricity Power Projects Management Board No. 2	1.762.560.506	2.264.238.470
Vinh Tan Thermal Power Project Management Board	1.137.467.759	1.137.467.759
HCMC Grid Project Management Board	1.052.371.572	1.003.347.579
Ialy Hydropower Company	1.046.730.109	2.250.890.109
Power Transmission Company 1	899.613.060	899.613.060
Central Rural Electricity Project Management Board	890.252.406	890.252.406
EVNGENCO I	787.670.262	787.670.262
Electricity Transmission Project Management Board	744.966.242	3.794.758.108
Hai Phong Thermal Power Joint Stock Company	629.514.050	109.822.614
Mong Duong Thermal Power Company	532.418.127	67.868.127
Uong Bi Thermal Power Company	331.482.857	331.482.857
Central Power Network Project Management Board	178.535.408	178.535.408
Vinh Tan Thermal Power Company	93.000.000	607.592.593
Ba Ria Vung Tau Power Company	82.593.002	54.798.365

POWER ENGINEERING CONSULTING JOINT STOCK COMPANY 4

Address: 11 Hoang Hoa Tham - Loc Tho Ward - Nha Trang City - Khanh Hoa Province - Vietnam

INTERIM FINANCIAL STATEMENTS

For the quarter ended 30 June 2025

Notes to the Interim Financial Statements (cont.)

	<u>Ending balance</u>	<u>Beginning balance</u>
Power Transmission Company 3	69.594.608	384.332.865
Pha Lai Thermal Power JSC	51.794.609	456.387.336
Hoa Binh Hydropower Company	33.377.446	333.774.456
Song Bung Hydropower Company	28.462.147	72.474.243
An Khe - Ka Nak Hydropower Company	27.886.345	27.886.345
Vinh Tan Thermal Power Factory 4	9.443.330	9.443.330
Vietnam Electricity Power Projects Management Board No. 1	-	9.386.963.204
Thac Mo Hydropower Joint Stock Company	-	668.800.000
Sesan Hydropower Development Company	-	535.131.562
Song Ba Ha Hydropower Joint Stock Company	-	447.000.000
Receivables from other customers	45.417.334.158	70.349.623.116
Customers are not belonged to EVN and NPT	45.417.334.158	70.349.623.116
Total	<u>101.819.635.927</u>	<u>166.725.006.046</u>
4b. Long-term trade receivables		
	<u>Ending balance</u>	<u>Beginning balance</u>
Receivable from related parties	156.818.300	156.818.300
Hydropower Project Management Board 2	156.818.300	156.818.300
Receivable from other customers	1.532.762.821	1.532.762.821
Nho Que Power Development and Investment JSC	1.532.762.821	1.532.762.821
Total	<u>1.689.581.121</u>	<u>1.689.581.121</u>
5. Short-term prepayments to suppliers		
	<u>Ending balance</u>	<u>Beginning balance</u>
Prepayments to related parties	-	-
Prepayments to other suppliers	4.587.303.809	6.031.978.796
Dai Toan Thang Company Limited	755.187.011	835.978.764
Ha Dong Surver and Investigate Joint Stock Company	736.320.721	417.153.519
Other suppliers	3.095.796.077	4.778.846.513
Total	<u>4.587.303.809</u>	<u>6.031.978.796</u>
6. Other short-term receivables		
	<u>Ending balance</u>	<u>Beginning balance</u>
	<u>Amount</u>	<u>Amount</u>
	<u>Allowance</u>	<u>Allowance</u>
Employees receivables	162.000.000	291.000.000
Advances	5.100.843.903	2.632.993.260
Other short-term receivables	709.116.633	626.636.316
Total	<u>5.971.960.536</u>	<u>3.550.629.576</u>

POWER ENGINEERING CONSULTING JOINT STOCK COMPANY 4

Address: 11 Hoang Hoa Tham - Loc Tho Ward - Nha Trang City - Khanh Hoa Province - Vietnam

INTERIM FINANCIAL STATEMENTS

For the quarter ended 30 June 2025

Notes to the Interim Financial Statements (cont.)

7. Doubtful debts

	Ending balance		Beginning balance			
	Outstanding period	Original costs	Recoverable amount	Outstanding period	Original costs	Recoverable amount
- La Ngau Hydroelectric JSC		2.481.247.709	-		2.481.247.709	-
- Nho Que Electrical Development and Investment Corporation		1.532.762.821	-		1.532.762.821	-
- General Energy Authority - Ministry of Industry and Trade		1.197.720.894	-		1.197.720.894	-
- Hoi Xuan Investment And Electricity Construction JSC		1.250.878.691	-		1.250.878.691	-
- Trung Nam Thuan Nam Solar Power Company Limited		21.322.825.360	4.828.909.281		23.122.825.360	6.628.909.281
- Trung Nam Dak Lak Wind Power Joint Stock Company		2.834.797.548	1.417.398.774		2.834.797.548	1.417.398.774
- Phuoc Huu Trung Nam Wind Power Joint Stock Company		2.400.000.000	1.725.000.000		2.700.000.000	2.025.000.000
- Trung Nam Construction Investment Corp.		2.159.050.000	1.079.525.000		-	-
- Other Customers		2.321.817.180	-		2.321.817.180	-
Total		37.501.100.203	9.050.833.055		37.442.050.203	10.071.308.055

Fluctuation in provision for bad debts is as follows:

	Accumulated from the beginning of the year to the end of the current period	
	Current year	Previous year
Beginning balance	27.370.742.148	18.597.733.897
Amount additionally made	1.079.525.000	-
Ending balance	28.450.267.148	18.597.733.897

8. Inventories

	Ending balance		Beginning balance	
	Original costs	Allowance	Original costs	Allowance
Materials and supplies	253.534.667	-	276.460.278	-
Tools	115.418.265	-	80.575.048	-
Work in progress	7.090.795.358	-	7.684.644.891	-
Total	7.459.748.290	-	8.041.680.217	-

POWER ENGINEERING CONSULTING JOINT STOCK COMPANY 4

Address: 11 Hoang Hoa Tham - Loc Tho Ward - Nha Trang City - Khanh Hoa Province - Vietnam

INTERIM FINANCIAL STATEMENTS

For the quarter ended 30 June 2025

Notes to the Interim Financial Statements (cont.)

9. Prepaid expenses**9.1 Short-term prepaid expenses**

	<u>Ending balance</u>	<u>Beginning balance</u>
Tools	-	-
Other short-term prepaid expenses	724.785.756	962.163.266
Total	<u>724.785.756</u>	<u>962.163.266</u>

9.2 Long-term prepaid expenses

	<u>Ending balance</u>	<u>Beginning balance</u>
Tools	1.214.014.926	331.300.011
Other long-term prepaid expenses	160.981.483	113.475.600
Total	<u>1.374.996.409</u>	<u>444.775.611</u>

10. Tangible fixed assets

	<u>Buildings and structures</u>	<u>Machinery and equipment</u>	<u>Vehicles</u>	<u>Office equipment</u>	<u>Total</u>
Historical costs					
Beginning balance	11.167.591.541	15.824.070.887	17.231.461.049	4.271.492.978	48.494.616.455
Purchases during the period	21.387.601.805	1.776.474.074	-	432.880.910	23.596.956.789
Liquidation	-	-	-	-	-
Ending balance	<u>32.555.193.346</u>	<u>17.600.544.961</u>	<u>17.231.461.049</u>	<u>4.704.373.888</u>	<u>72.091.573.244</u>
<i>In which:</i>					
Assets fully depreciated but still being in use	394.989.091	12.982.320.887	11.843.398.322	3.176.403.343	28.397.111.643
Depreciation					
Beginning balance	8.565.765.758	14.280.185.890	15.683.104.048	3.728.594.052	42.257.649.748
Depreciation during the period	604.030.255	423.280.488	637.569.683	215.195.659	1.880.076.085
Liquidation	-	-	-	-	-
Ending balance	<u>9.169.796.013</u>	<u>14.703.466.378</u>	<u>16.320.673.731</u>	<u>3.943.789.711</u>	<u>44.137.725.833</u>
Net book value					
Beginning balance	2.601.825.783	1.543.884.997	1.548.357.001	542.898.926	6.236.966.707
Ending balance	<u>23.385.397.333</u>	<u>2.897.078.583</u>	<u>910.787.318</u>	<u>760.584.177</u>	<u>27.953.847.411</u>
<i>In which:</i>					
Assets temporarily not in use	-	-	-	-	-
Assets waiting for liquidation	-	-	-	-	-

11. Intangible fixed assets

	<u>Land use right</u>	<u>Computer software</u>	<u>Total</u>
Initial cost			
Beginning balance	16.557.463.000	6.916.953.583	23.474.416.583
Increase during the period	-	-	-

POWER ENGINEERING CONSULTING JOINT STOCK COMPANY 4

Address: 11 Hoang Hoa Tham - Loc Tho Ward - Nha Trang City - Khanh Hoa Province - Vietnam

INTERIM FINANCIAL STATEMENTS

For the quarter ended 30 June 2025

Notes to the Interim Financial Statements (cont.)

	<u>Land use right</u>	<u>Computer software</u>	<u>Total</u>
Ending balance	16.557.463.000	6.916.953.583	23.474.416.583
<i>In which:</i>			
Assets fully depreciated but still being in use	341.156.100	3.881.309.083	4.222.465.183
Amortization			
Beginning balance	3.332.876.717	5.928.099.515	9.260.976.232
Amortization during the period	91.223.496	382.942.818	474.166.314
Ending balance	3.424.100.213	6.311.042.333	9.735.142.546
Net book value			
Beginning balance	13.224.586.283	988.854.068	14.213.440.351
Ending balance	13.133.362.787	605.911.250	13.739.274.037
<i>In which:</i>			
Temporarily not yet used	-	-	-
To be liquidated	-	-	-
12. Construction in progress			
	Ending balance	Beginning balance	
Office building at 38 Le Thanh Phuong	-	21.995.904.067	
Total	-	21.995.904.067	
13. Short-term trade payables			
	Ending balance	Beginning balance	
<i>Payables to related parties</i>	<i>1.269.788.028</i>	<i>1.269.788.028</i>	
Power Engineering Consulting Joint Stock Company 1	1.269.788.028	1.269.788.028	
<i>Payables to other suppliers</i>	<i>16.548.154.063</i>	<i>14.381.789.148</i>	
Customers are not belonged to EVN and NPT	16.548.154.063	14.381.789.148	
Total	17.817.942.091	15.651.577.176	
14. Short-term advances from customers			
	Ending balance	Beginning balance	
<i>Advances from related parties</i>	<i>3.251.089.122</i>	<i>2.027.083.325</i>	
Southern Power Project Management Board	1.160.387.858	1.160.387.858	
Hydropower Project Management Board No.2	699.052.326	699.052.326	
Thermal Power Project Management Board 3	673.644.670	10.532.977	
Vietnam Electricity Power Projects Management Board No. 1	483.143.923	-	
Song Ba Ha Hydropower Joint Stock Company	170.000.000	-	
Power Transmission Company 4	64.860.345	59.360.345	
Da Nhim - Ham Thuan - Da Mi Hydro Power Joint Stock Company	-	97.749.819	
<i>Advances from other customers</i>	<i>36.011.042.469</i>	<i>19.775.678.696</i>	
Customers are not belonged to EVN and NPT	36.011.042.469	19.775.678.696	
Total	39.262.131.591	21.802.762.021	

POWER ENGINEERING CONSULTING JOINT STOCK COMPANY 4

Address: 11 Hoang Hoa Tham - Loc Tho Ward - Nha Trang City - Khanh Hoa Province - Vietnam

INTERIM FINANCIAL STATEMENTS

For the quarter ended 30 June 2025

Notes to the Interim Financial Statements (cont.)**15. Taxes and other obligations to the State budget**

	Beginning balance	Amount payable	Amount already paid	Ending balance
VAT on local sales	6.073.739.394	5.739.949.482	(11.381.320.930)	432.367.946
Corporate income tax	1.053.592.657	1.640.347.856	(1.919.662.337)	774.278.176
Personal income tax	574.712.527	945.362.504	(1.190.191.763)	329.883.268
Taxes on using non-agricultural land	-	5.212.323	(5.212.323)	-
Other taxes	-	11.767.893	(11.767.893)	-
Total	7.702.044.578	8.342.640.058	(14.508.155.246)	1.536.529.390

Value Added Tax (VAT)

The Company has paid VAT in line with the deduction method. The tax rate applied to design and survey consultancy services is 10%. From January 2025 to the end of June 2025, the VAT rate for design and survey consultancy services was reduced to 8% in line with Decree No. 180/2024/NĐ-CP dated 31th December 2024.

Corporate income tax

The Company has to pay corporate income tax for taxable income at tax rate of 20%.

Estimated corporate income tax payable is as follows:

	Accumulated from the beginning of the year to the end of the current period	
	Current year	Previous year
Total accounting profit before tax	7.524.778.603	5.144.653.332
Increases/(decreases) of accounting profit to determine profit subject to corporate income tax		
- Increases	202.327.729	151.005.240
- Decreases	(500.000.000)	(500.000.000)
Income subject to tax	7.227.106.332	4.795.658.572
Corporate income tax rate	20%	20%
Corporate income tax payable	1.445.421.266	959.131.714
<i>Adjustments:</i>		
- Adjust corporate income tax according to tax finalization of the prior year	174.608.931	165.400.755
Income tax expense	1.620.030.197	1.124.532.469

16. Payable to employees

	Ending balance	Beginning balance
Salary payable	24.204.586.795	46.971.640.784
Total	24.204.586.795	46.971.640.784

17. Short-term accrued expenses

	Ending balance	Beginning balance
Expenses of shift meal	278.836.000	289.287.000
Expenses for business trips performing projects	1.097.000.000	1.088.800.000
Expenses for implementing works	-	4.432.996.925
Total	1.375.836.000	5.811.083.925

POWER ENGINEERING CONSULTING JOINT STOCK COMPANY 4

Address: 11 Hoang Hoa Tham - Loc Tho Ward - Nha Trang City - Khanh Hoa Province - Vietnam

INTERIM FINANCIAL STATEMENTS

For the quarter ended 30 June 2025

Notes to the Interim Financial Statements (cont.)**18. Other short-term payables**

	<u>Ending balance</u>	<u>Beginning balance</u>
<i>Payables to Vietnam Electricity (EVN)</i>	1.659.879.935	1.659.879.935
- Interest on bonds payable	1.659.879.935	1.659.879.935
<i>Payables to other organizations and individuals</i>		
Trade Union's Expenditure	1.094.219.557	747.276.597
Social insurance	472.656.585	-
Payable for equitization	2.100.000	2.100.000
Interest on bonds payable	48.118.000	48.118.000
Dividends payable	91.731.041	91.731.041
Other short-term payables	688.731.935	637.449.191
Total	<u>4.057.437.053</u>	<u>3.186.554.764</u>

19. Short-term borrowings

	<u>Ending balance</u>		<u>Beginning balance</u>	
	Amount	Solvency	Amount	Solvency
Short-term bank loans	-	-	-	-
Total	-	-	-	-

20. Bonus and welfare funds

	<u>Beginning balance</u>	<u>Increases due to appropriation from the previous year profit</u>	<u>Bonus from EVN, People's Committee of Khanh Hoa Province</u>	<u>Funds paid during the year</u>	<u>Ending balance</u>
Bonus fund	5.439.468.413	5.523.255.000	17.020.000	(2.266.690.000)	8.713.053.413
Welfare fund	2.994.638.702	613.695.000	-	(825.811.700)	2.782.522.002
Bonus fund for the Executive Officers	230.830.000	358.846.000	-	(230.830.000)	358.846.000
Total	<u>8.664.937.115</u>	<u>6.495.796.000</u>	<u>17.020.000</u>	<u>(3.323.331.700)</u>	<u>11.854.421.415</u>

21. Owner's equity**21a. Statement of fluctuation in owner's equity**

	<u>Capital</u>	<u>Business promotion fund</u>	<u>Retained earnings</u>	<u>Treasury stocks</u>
	Beginning balance of previous year	198.460.160.000	28.206.553.781	33.058.453.486
Increase during the period	-	3.275.780.000	4.020.120.863	-
Decrease during the period	-	-	(8.420.279.000)	-
Ending balance of previous year	<u>198.460.160.000</u>	<u>31.482.333.781</u>	<u>28.658.295.349</u>	<u>(745.850.060)</u>
Beginning balance in current year	198.460.160.000	31.482.333.781	35.541.429.489	(745.850.060)
Increase during the period	-	6.136.950.000	5.904.748.406	-
Decrease during the period	-	-	(12.632.746.000)	-
Ending balance in current period	<u>198.460.160.000</u>	<u>37.619.283.781</u>	<u>28.813.431.895</u>	<u>(745.850.060)</u>

POWER ENGINEERING CONSULTING JOINT STOCK COMPANY 4

Address: 11 Hoang Hoa Tham - Loc Tho Ward - Nha Trang City - Khanh Hoa Province - Vietnam

INTERIM FINANCIAL STATEMENTS

For the quarter ended 30 June 2025

Notes to the Interim Financial Statements (cont.)**21b. Details of capital contribution of the owners**

	Ending balance		Beginning balance	
	Capital contribution	%	Capital contribution	%
Vietnam Electricity (EVN)	142.193.880.000	71,65	142.193.880.000	71,65
Other shareholders	56.266.280.000	28,35	56.266.280.000	28,35
Total	198.460.160.000	100,00	198.460.160.000	100,00

21c. Shares

	Ending balance	Beginning balance
Number of shares registered to be issued	19.846.016	19.846.016
Number of shares already sold to the public	19.846.016	19.846.016
Number of shares re-purchased	(64.523)	(64.523)
Number of outstanding shares	19.781.493	19.781.493

All shares are ordinary shares. Face value is VND 10.000.

21d. Profit distribution

During the first 6 months of 2025, the Company has distributed profit of the year ended 2024 in line with Resolution of 2025 Annual General Shareholders' meeting:

Appropriation for business promotion fund	:	6.136.950.000
Appropriation for bonus and welfare funds	:	6.136.950.000
Appropriation for bonus fund to the Executive Officers	:	358.846.000

22. Off-interim balance sheet items**22a. Foreign currencies**

	Ending balance	Beginning balance
USD	384.746,9	320.986,5

22b. Treated doubtful debts

	Ending balance	Beginning balance
Underground Construction JSC	2.969.910.000	2.969.910.000
Hoang Anh JSC - Ban Me	2.920.004.170	2.920.004.170
Duc Long Gia Lai Group JSC	5.318.864.000	5.318.864.000
Northern Electricity Development and Investment JSC	5.919.992.822	5.919.992.822
Nho Que 1 Hydropower JSC	6.037.929.873	6.037.929.873
Nhan Luat Energy JSC	3.054.527.900	3.054.527.900
Other Customers	2.971.874.655	2.971.874.655
Total	29.193.103.420	29.193.103.420

POWER ENGINEERING CONSULTING JOINT STOCK COMPANY 4

Address: 11 Hoang Hoa Tham - Loc Tho Ward - Nha Trang City - Khanh Hoa Province - Vietnam

INTERIM FINANCIAL STATEMENTS

For the quarter ended 30 June 2025

Notes to the Interim Financial Statements (cont.)

VI. ADDITIONAL INFORMATION ON THE ITEMS OF THE INTERIM INCOME STATEMENT**1. Sales**

	Accumulated from the beginning of the year to the end of the current period	
	Current year	Previous year
Sales from survey activities	29.893.674.257	16.393.161.582
Sales from design activities	68.192.420.501	42.555.793.620
Sales from other activities	5.454.721	-
Total	98.091.549.479	58.948.955.202

2. Costs of goods sold

	Accumulated from the beginning of the year to the end of the current period	
	Current year	Previous year
Costs of survey activities	24.078.439.792	13.075.007.253
Costs of design activities	51.113.670.254	29.944.474.114
Total	75.192.110.046	43.019.481.367

3. Financial income

	Accumulated from the beginning of the year to the end of the current period	
	Current year	Previous year
Gains from bank deposits	712.207.900	656.283.261
Dividends and profit shared	500.000.000	500.000.000
Gains from foreign exchange differences due to the revaluation of monetary items in foreign currencies	215.205.623	213.937.657
Total	1.427.413.523	1.370.220.918

4. Financial expenses

	Accumulated from the beginning of the year to the end of the current period	
	Current year	Previous year
Losses from foreign exchange differences due to the revaluation of monetary items in foreign currencies	57.553.685	-
Total	57.553.685	-

POWER ENGINEERING CONSULTING JOINT STOCK COMPANY 4

Address: 11 Hoang Hoa Tham - Loc Tho Ward - Nha Trang City - Khanh Hoa Province - Vietnam

INTERIM FINANCIAL STATEMENTS

For the quarter ended 30 June 2025

Notes to the Interim Financial Statements (cont.)**5. General and administration expenses**

	Accumulated from the beginning of the year to the end of the current period	
	Current year	Previous year
Expenses for employees	8.178.041.048	4.881.481.796
Office equipment, stationery	173.138.119	159.045.003
Depreciation of fixed assets	98.031.981	168.012.360
Taxes, fees and legal fees	9.734.323	13.712.323
External service rendered	328.230.398	315.961.483
Provision for expenses	1.079.525.000	-
Other expenses	6.526.461.012	6.606.595.579
Total	16.393.161.881	12.144.808.544

6. Other income

	Accumulated from the beginning of the year to the end of the current period	
	Current year	Previous year
Receipt of employees' reimbursement for training expenses	7.680.280	15.340.000
Gains from liquidation of fixed assets	-	83.636.363
Receipt from the penalty for breach of contract	120.753.704	-
Total	128.433.984	98.976.363

7. Other expenses

	Accumulated from the beginning of the year to the end of the current period	
	Current year	Previous year
The penalty for breach of contract	359.760.146	-
Late payment penalty	49.695.880	34.199.714
Other expenses	70.336.745	75.009.526
Total	479.792.771	109.209.240

8. Earnings per share

	Accumulated from the beginning of the year to the end of the current period	
	Current year	Previous year
Accounting profit after corporate income tax	5.904.748.406	4.020.120.863
Increases/(decreases) of accounting profit to determine the distributed profit for common shareholders	-	-
Profit used to calculate basic earnings per share	5.904.748.406	4.020.120.863
The average number of ordinary shares outstanding during the period	19.781.493	19.781.493
Basic/diluted earnings per share	298	203

POWER ENGINEERING CONSULTING JOINT STOCK COMPANY 4

Address: 11 Hoang Hoa Tham - Loc Tho Ward - Nha Trang City - Khanh Hoa Province - Vietnam

INTERIM FINANCIAL STATEMENTS

For the quarter ended 30 June 2025


Notes to the Interim Financial Statements (cont.)

The average number of ordinary shares outstanding during the period are calculated as follows:

	Accumulated from the beginning of the year to the end of the current period	
	Current year	Previous year
The number of ordinary shares outstanding at the beginning year	19.781.493	19.781.493
Effect of additional shares issued	-	-
The average number of ordinary shares outstanding during the period	19.781.493	19.781.493

9. Operating expenses


	Accumulated from the beginning of the year to the end of the current period	
	Current year	Previous year
Materials and supplies	4.616.965.296	3.083.694.111
Labors	40.890.205.240	28.714.598.790
Depreciation of fixed assets	2.354.242.399	2.257.138.854
External service rendered	18.329.203.198	13.652.835.904
Other expenses	24.800.806.261	16.067.138.939
Total	90.991.422.394	63.775.406.598


Nguyen Vu Anh Tho
 Preparer


Tran Le Thanh Binh
 Chief Accountant



Khanh Hoa, 20th July 2025


Le Cao Quyen
 Authorized by General Director
 Chairman of the Board



EVNPECC4

TRỤ SỞ CHÍNH / HEADQUARTERS

11 Hoàng Hoa Thám, P. Lộc Thọ, Tp. Nha Trang, tỉnh Khánh Hòa
11 Hoang Hoa Tham street, Loc Tho ward, Nha Trang city, Khanh Hoa province

Tel: 0258.3563999 * **Fax:** 0258.3563888

Email: tv4@pecc4.vn * **Website:** www.pecc4.vn

CHI NHÁNH PHÍA BẮC / NORTHERN AFFILIATE

Lô số 3, TT4, Ngõ 183 Hoàng Văn Thái, Phường Khương Trung, Quận Thanh Xuân, Tp. Hà Nội
Block No. 3, TT4, alley 183 Hoang Van Thai street,
Khuong Trung ward, Thanh Xuan district, Ha Noi city

Tel: 024.22183870 * **Fax:** 024.62855759

Email: cnpb@pecc4.vn

CHI NHÁNH PHÍA NAM / SOUTHERN AFFILIATE

46/9 Trần Quý Khoách, Phường Tân Định, Quận 1, Tp. Hồ Chí Minh
46/9 Tran Quy Khoach street, Tan Dinh ward, District 1, Ho Chi Minh city

Tel: 028.35268347 * **Fax:** 028.35267790 * **Email:** cnpn@pecc4.vn